

# 1

# What's your name?

- Say hello and make introductions
- Say good-bye and exchange contact information

## 1 CONVERSATION My name is Joshua Brown.

A Listen and practice.

- Joshua** Hello. My name is Joshua Brown.
- Isabella** Hi. My name is Isabella Martins.
- Joshua** It's nice to meet you, Isabella.
- Isabella** Nice to meet you, too.
- Joshua** I'm sorry. What's your last name again?
- Isabella** It's Martins.

First names	Last names
Joshua	Brown
Isabella	Martins



B **PAIR WORK** Introduce yourself to your partner.

## 2 SNAPSHOT


Listen and practice.



Nicholas Hoult

## Names & nicknames

Nicholas (Nick)	Madison (Maddie)	Jennifer (Jen)
Emily (Em)	Joshua (Josh)	Isabella (Izzy)
Michael (Mike)	William (Will)	Elizabeth (Liz)



Jennifer Lawrence

What are some popular names and nicknames in your country?  
Do you have a nickname? What is it?

### 3 GRAMMAR FOCUS

#### ▶ My, you, his, her


What's <b>your</b> name?	<b>My</b> name's Carlos.	What's = What is
What's <b>his</b> name?	<b>His</b> name's Joshua.	
What's <b>her</b> name?	<b>Her</b> name's Isabella.	

GRAMMAR PLUS see page 132

A Complete the conversations. Use *my, your, his, or her*.



1. **A:** Hello. What's your name?  
**B:** Hi.                      name is Carlos.  
       What's                      name?  
**A:**                      name is Akina.



2. **A:** What's                      name?  
**B:**                      name is Ethan.  
**A:** And what's                      name?  
**B:**                      name is Caroline.

B **PAIR WORK** Practice the conversations with a partner.

### 4 SPEAKING Spelling names

A Listen and practice.



B **CLASS ACTIVITY** Listen and practice. Then practice with your own names.  
 Make a list of your classmates' names.

- A:** What's your name?  
**B:** My name is Akina Hayashi.  
**A:** Is that A-K-I-N-A?  
**B:** Yes, that's right.  
**A:** How do you spell your last name? H-A-Y-A-S-H-Y?  
**B:** No, it's H-A-Y-A-S-H-I.

My classmates

Akina Hayashi

Ethan Reed

### 5 LISTENING Your name, please?

▶ How do you spell the names? Listen and check (✓) the correct answers.

- |                                  |                                   |                                    |                                     |
|----------------------------------|-----------------------------------|------------------------------------|-------------------------------------|
| 1. <input type="checkbox"/> Kate | 2. <input type="checkbox"/> Erick | 3. <input type="checkbox"/> Sophia | 4. <input type="checkbox"/> Zackary |
| <input type="checkbox"/> Cate    | <input type="checkbox"/> Eric     | <input type="checkbox"/> Sofia     | <input type="checkbox"/> Zachary    |



## 6 WORD POWER Titles

A Listen and practice.

**Miss** Kato (single females)

**Ms.** Yong (single or married females)

**Mrs.** Jones (married females)

**Mr.** Rodriguez (single or married males)

B Listen and write the titles.

1. \_\_\_\_\_ Santos


2. \_\_\_\_\_ Wilson

3. \_\_\_\_\_ Park

4. \_\_\_\_\_ Rossi

## 7 SPEAKING Saying hello

A Listen and practice.



B **CLASS ACTIVITY** Go around the class. Greet your classmates formally (with titles) and informally (without titles).

## 8 CONVERSATION Are you Andrea Clark?

A Listen and practice.

Daniel

Excuse me. Are you Andrea Clark?

Sheila

No, I'm not. She's over there.

Daniel

Oh, I'm sorry.

Lena

Matt? This is your book.

Matt

Oh, thank you. You're in my math class, right?

Lena

Yes, I am. I'm Lena Garza.

Jack

Hey, Christy, this is Ben. He's in our history class.

Christy

Hi, Ben.

Ben

Hi, Christy. Nice to meet you.



B **GROUP WORK** Greet a classmate. Then introduce him or her to another classmate.

"Hey, Eduardo, this is . . ."

## 9 GRAMMAR FOCUS

The verb *be*

**I'm** Lena Garza.  
**You're** in my class.  
**She's** over there. (**Andrea is** over there.)  
**He's** in our class. (**Ben is** in our class.)  
**It's** Garza. (**My last name is** Garza.)

**Are you** Andrea Clark?  
 Yes, **I am**. (Yes, **I'm**.)  
 No, **I'm not**.  
 How **are you**?  
**I'm** fine, thanks.

**I'm** = I am  
**You're** = You are  
**He's** = He is  
**She's** = She is  
**It's** = It is

GRAMMAR PLUS see page 132

A Complete the conversation with the correct words in parentheses. Then practice with a partner.

**Ben** Hello, Christy. How are (are / is) you?  
**Christy** \_\_\_\_\_ (I'm / It's) fine, thanks. \_\_\_\_\_ (I'm / It's) sorry – what's your name again?  
**Ben** \_\_\_\_\_ (Is / It's) Ben – Ben Durant.  
**Christy** That's right! Ben, this \_\_\_\_\_ (is / it's) Joshua Brown. \_\_\_\_\_ (He's / She's) in our history class.  
**Ben** \_\_\_\_\_ (I'm / It's) nice to meet you.  
**Joshua** Hi, Ben. I think \_\_\_\_\_ (I'm / you're) in my English class, too.  
**Ben** Oh, right! Yes, I \_\_\_\_\_ (am / 'm).



**B** Complete the conversations. Then practice in groups.

**Cara** Excuse me. Are you Alex Lane?

**James** No,                      not. My name                       
James Harris. Alex                      over there.

**Cara** Oh, sorry.

**Cara**                      you Alex Lane?

**Alex** Yes, I                     .

**Cara** Hi.                      Cara Ruiz.

**Alex** Oh,                      in my history class, right?

**Cara** Yes, I                     .

**Alex**                      nice to meet you, Cara.

**C CLASS ACTIVITY** Write your name on a piece of paper.  
Put the papers in a bag. Then take a different paper.  
Find the other student.

**A:** Excuse me. Are you Min-ji Cho?

**B:** No, I'm not. She's over there.

**A:** Hi. Are you Min-ji Cho?

**C:** Yes, I am.



## 10 PRONUNCIATION Linked sounds

▶ Listen and practice. Notice the linked sounds.

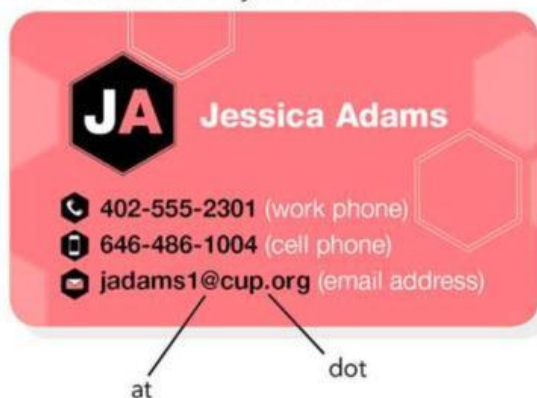
I'm Isabella. She's over there. You're in my class.

## 11 SPEAKING Personal information

▶ **A** Listen and practice.

0	1	2	3	4	5	6	7	8	9	10
zero	one	two	three	four	five	six	seven	eight	nine	ten
(oh)										

▶ **B PAIR WORK** Practice these phone numbers and email addresses.  
Then listen and check your answers.



"Her name is Jessica Adams. Her work phone number is four-oh-two, five-five-five, two-three-oh-one. Her cell . . ."

## 12 LISTENING Contact information

- A** Isabella and Joshua are making a list of classmates' phone numbers and email addresses. Listen and complete the list.



- B CLASS ACTIVITY** Make a list of your classmates' names, phone numbers, and email addresses.

**A:** What's your name?

**B:** I'm Maria Ventura.

**A:** And what's your phone number?

**B:** It's 323-555-7392.

## 13 INTERCHANGE 1 Celebrity classmates

Meet some "famous classmates." Go to Interchange 1 on page 114.

## 14 SPEAKING Saying good-bye

- A** Listen and practice.



- B CLASS ACTIVITY** Go around the room. Say good-bye to your classmates and teacher.