





NAME-_____ CLASS - 2

SUBJECT -MATHS


1.Observe the given pictograph and answer the questions.

Bus	
Car	
Cycle	
On foot	

(3 , 6 , Bus , 7)

- How many children come to school by bus? _____
- Which vehicle is preferred more? _____
- How many children in all come to school bicycle? _____
- How many children in all come to school by foot? _____

2) Number of red colored boxes sold by Raju, a shopkeeper, in six days. See the picture graph or pictograph to answer the questions.

Days	Number of Red-Boxes Sold
Monday	
Tuesday	
Wednesday	
Thursday	
Friday	
Saturday	

1. Find the number of red boxes sold each day of the week. (3 ,
5 , 2 , 8 , 1 , 4)

Monday: _____ Tuesday: _____

Wednesday: _____ Thursday: _____

Friday: _____ Saturday: _____

2. Select correct answer-

a) Lowest sell: _____

b) Maximum sell: _____