


Exercise 3




(For question number 1 -5)

Instruction : The Pictogram below shows the number of different types of trees in Noi 's Garden . Look at the graph and read the sentences carefully then put "(✓)" in front of the sentences that are true , and put "(✗)" in front of the sentences that are false .

Trees in Noi 's Garden

 = 5 trees



References picture : Reading Pictographs

< <http://www.math-only-math.com/images/interpret-pictographs.png>

1. _____ There are 5 different types of trees in Noi 's garden.
2. _____ Noi's garden has mostly grape trees.
3. _____ There are the mango trees less than the coconut trees.
4. _____ There are 2 more grape trees than the coconut trees.
5. _____ There are the mango trees as many as the coconut trees.

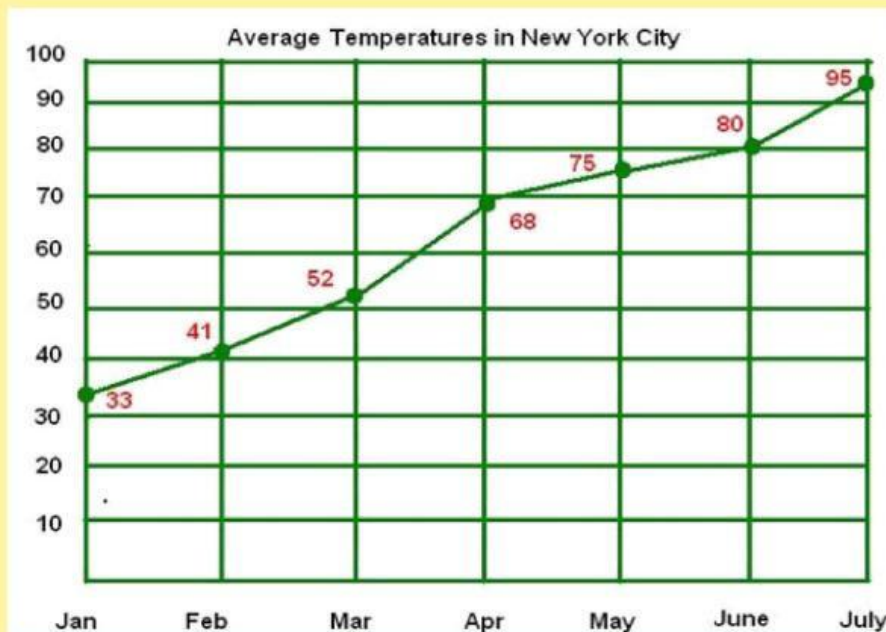


Exercise 3



(For question number 6 -10)

Instruction : Read the line chart above and choose the correct answers .



Reference picture : Line Graph < www.mathkinz.com

6. The temperature in is the highest of the year.

- a. February b. April c. June d. July

7. The lowest temperature is in

- a. January b. February c. June d. April

8. The temperature in May isdegrees higher than the temperature in March.

- a. 11 b. 7 c. 15 d. 23

9. The temperature in May is 5 degrees lower than

- a. June b. April c. August d. March

10. The weather in April is than the temperature in July

- a. wetter b. colder c. warmer d. hotter



Total scores : 10

Your scores :

Assessment Result :

☐

Pass

☐

Fail

