

Words

A Match the words to the pictures or definitions.

1 turrets

• a



2 ramparts

• b

to speak quietly and unclearly so others can't hear

3 drawbridge

• c



4 moat

• d

an outdoor area that is enclosed by the walls of a large building

5 gatehouse

• e

used to protect a castle

6 stables

• f

the main room in a castle, used for dining and entertainment

7 hall

• g



8 courtyard

• h

to become stiff, hard, or strong

9 mumble

• i



10 tremble

• j

lost; not where it is supposed to be

11 stiffen

• k

a deep ditch around a castle filled with water

12 missing

• l

to shake with fear or excitement

B Circle the correct answer.

- 1 The girl's ring was _____ for four days. Finally someone found it.
a trembling
b stiffening
c missing
d mumbling
- 2 The boy was so terrified that he was _____. He couldn't stop shaking.
a stiffening
b missing
c mumbling
d trembling
- 3 She was _____, so it was very hard to understand what she said.
a stiffening
b missing
c mumbling
d trembling
- 4 I hiked around the whole castle and up the tower. Now my muscles are _____. They are so getting so rigid that I can't even move them.
a mumbling
b stiffening
c trembling
d missing
- 5 The turrets on a castle are _____.
a the towers on the top
b the house built over the entrance
c the high walls
d large rooms for entertainment
- 6 The gatehouse on a castle is _____.
a the hole filled with water surrounding a castle
b the place where horses are kept
c the house built over the entrance
d a bridge that can be pulled up

C Complete the sentences.

gatehouse ramparts turrets hall stables moat drawbridge courtyard

- 1 The _____ is the entrance to the castle.
- 2 The _____ are the towers on the top of the castle. The _____ are along the top of the walls.
- 3 A _____ can go up and down. It goes over the _____, which surrounds the castle.
- 4 The castle _____ is the large room inside the castle. The _____ is the outdoor space surrounded by the walls of the castle.
- 5 _____ are where horses are kept.



A Read the story. Why was Arianwen's family going to buy a castle?

B Read the story again: Look for clues that help you to predict what will happen.

The New Castle

Arianwen looked out the car window. She was so excited that she could hardly wait. Was her family really going to buy a castle? Her mother was taking her to look at a castle for their new business, which she was keeping a secret from Arianwen. Today the secret would finally be told.

Arianwen knew a lot about castles. When she was five, she had visited Beaumaris Castle in Wales, where they lived. She thought it was the most beautiful place on Earth. She wanted to find a castle just like that one.

The real estate agent slowed the car and turned down a small road.

"Well, here we are," she said. "This is the castle I was telling you about. You were telling me your plan when my phone rang before. What is the plan for the castle?" Arianwen waited to know, too.

"We are planning to build a home here to protect something," said her mother. She smiled at Arianwen. Then she **mumbled** something to the agent that Arianwen couldn't hear.

They pulled up to the castle. It had a big **gatehouse** entrance, just like Beaumaris Castle! Arianwen saw four large **turrets** against the sky. Along the edges of the castle walls were **ramparts** looking like puzzle pieces. The castle was

surrounded by a **moat**, and over the water was a **drawbridge** that could go up and down. They walked over the bridge and into the castle **hall**. Then they went out to an enormous **courtyard**.



"This is perfect!" said Arianwen's mom, excitedly. "We can keep so many of them here, because it is all enclosed! And there's so much room for all the people who will be coming to see them!"

"Mom, you have to tell me!" said Arianwen. "Keep what? Coming to see what?"

"OK, I guess I've waited long enough. Our castle will be an animal sanctuary to protect endangered animals!"

Arianwen shrieked with joy and hugged her mother. Then she went through the castle, imagining all the animals that would live there. Arianwen climbed to the highest part of the castle. She **trembled** with excitement as she **gazed** out at the view of Wales. Castles were built long ago to protect people in war and battles. Arianwen beamed as she thought about their new castle. The castle would become a peaceful place that would protect animals from harm.

Think

What clue does the mother give about what the castle is for?

Understand

Comprehension

A Answer the questions.

- 1 What clues did the mother give about how the castle would be used?


- 2 What predictions did you make based on the clues?

- 3 What was the plan for the castle?

B If you could buy a castle, what would you use it for?

C Words in Context Complete the sentences.

padlock vanished solved mysterious surrounded gazed



A large fence _____₁ the castle.
Tony _____₂ up at the turrets.
Then he tried to get into the castle. The gate
was locked with a large _____₃.



My key _____₄ yesterday. I looked
everywhere for it. Today I _____₅
the _____₆ problem. It was in my
pocket the whole time!

Grammar in Use



A Study the grammar.

Learn Review of Tenses and Future Forms

Past	<ul style="list-style-type: none"> Arianwen looked out the car window. You were telling me your plan when my phone rang. Castles were built long ago.
Present	<ul style="list-style-type: none"> I like lighthouses and windmills. We are planning to build a home.
Future	<ul style="list-style-type: none"> We are going to have animals here. Our castle will be an animal sanctuary.

B Circle the correct verb.

Last year, the architect **worked** ¹ / **works** on a design for a tall building. She **has worked** ² / **is working** on many tall buildings in the past. Now she usually **works** ³ / **worked** on designs for smaller buildings. Right now she **is working** ⁴ / **works** on a new design for a house. It is going to be beautiful. When she finishes this design, she **is going to work** ⁵ / **was going to work** on a design for my new office. I am excited to see her plans. She **will start** ⁶ / **started** next month. If I **had** ⁷ / **have** enough money, I **would hire** ⁸ / **hired** her to design a new house.



C Complete each sentence with two verb phrases.

the phone rang
a bird landed on the bench
she walked over to them
talking about Maria

studying for his test
the doorbell rang
reading a book
sitting in the park

1



He was _____
when _____.

2



They were _____
when _____.

3



She was _____
when _____.

4



They were _____
when _____.

D Write sentences.

Use the simple present to tell what you do every day after school. Use the simple past to tell what you did yesterday. Use the future with *going to* to tell what you are planning to do next weekend.

Communicate

Word Study

A Fill in the chart with verbs and adjectives.

	Verb	Adjective
1	excite	exciting
2	thrill	
3		boring
4	terrify	
5		pleasing
6	fascinate	

	Verb	Adjective
7		daring
8	charm	
9		embarrassing
10	confuse	
11		frightening
12	surprise	

B Complete the sentences. Look at **A**. Use the adjectives and verbs from the chart. Change the verbs.

1



She is excited. She thinks going on a roller coaster is exciting.

2




She was . The decorations for the party were very .

3



The movie was . The boy was when he watched it.

4



She thinks math is really . She is .

Writing Study

- A** Write the adjectives and headings in the correct order in the chart.

Chinese huge shape wooden square old color ugly size
beautiful new Mexican red metal flower paint

Opinion		Age			Origin	Material	Purpose
	small		round	yellow			

- B** Write a paragraph based on the model below. Write about a building, sculpture, or object from another country.

Use sentences with more than one adjective. Use correct order of the adjectives shown in the chart above. Use present, past, and future tenses.

In my house, we have a beautiful, old, Mexican vase. It is a huge, round, clay vase painted with the face and colors of a jaguar. It is a good flower vase, but it also looks fine without flowers because it is painted so beautifully. We bought it many years ago when we were in Mexico. When we go to Mexico again, I am going to look for a small round vase with the same design to put on a smaller table.



Writing

A Read this magazine article. Label the different sections of the article.

What shape is your house or room? Most people have straight walls and rectangular doors and windows. But some people live in houses with very different and innovative shapes!

A Canadian couple has designed a room in the shape of a sphere. This perfectly round space is made to be suspended from a tree. The couple has two of these round rooms on their property in British Columbia. They make spheres for anyone who wants to order a round room to put in their own tree!

In Brazil, one home has a roof that is shaped like a giant flower. Each petal of the flower covers a different room of the home. A curvy swimming pool goes through the house and ends in a pond in the back yard.

In Mexico City, a home called The Nautilus has been designed to look like a large seashell. It has stone and glass tiles that are all different colors. The architect who designed it has also designed homes in the shapes of snakes, whales, and other creatures.

On the southwest coast of France, there is a place called Bubble Castle. It is designed without any straight lines or sharp angles. The house is made of a group of round shapes that look like bubbles. Each one has many round bubble-shaped windows to let in the light.

In Australia, there is a round rotating house. It can be turned all the way around so that rooms can face the sun or the surrounding trees at different times of day.

Imagine you are an architect. What creative and innovative shapes would you use in your designs?



B Answer the questions.

- 1 What makes you interested in reading more?

- 2 Which facts and details tell you more about the topic?

Write a magazine article.

- A** You're going to write a magazine article about a building. Brainstorm. Write your ideas in the word web below.

Interesting detail

Topic ideas

Interesting detail

Interesting detail

Interesting detail

- B** Outline your ideas by filling in the chart.

Hook:	
Detail 1:	Detail 2:
Detail 3:	Detail 4:
Conclusion:	

- C** Now write the first draft of your magazine article in your notebook.

D Checklist

Did you...

- ☐ start your article with a hook?
- ☐ include details and facts in your article?
- ☐ read and revise?


- E** Now write the final draft of your magazine article in your notebook.

What have you learned?

Review

- A** Write sentences about the picture. Use the present and the present continuous. Use all the words in the box.

stadium lighthouse tower skyscraper palace
courthouse theater concert hall



There is a baseball game at the stadium. A man and his son are going to the game.



BIG QUESTION 9

Why do we make buildings?

- B** Describe the pictures. Use the simple present and the present continuous for the first two pictures. Use the future for the second two pictures. Use all the words.

showroom art gallery office warehouse bored confused excited interested
pick up put down lie down stand up fall off

1



2



3



4



- C** Describe the picture. Use the past tense. Use all the words in the box.

turrets gatehouse moat drawbridge ramparts surrounded