

# Listening

## Part 1

– 5 questions –


Listen and draw lines. There is one example.

Mark

Anna

Dan

Sue



Hugo

Grace

Nick

## Part 2

– 5 questions –

Read the question. Listen and write a name or a number.  
There are two examples.



### Examples

What is Jill's new teacher's name?

Mrs ..... Long.....

How many children are in Jill's class?

.....18.....



## Questions

- 1 What is the name of the school? ..... School
- 2 Which is Jill's classroom? .....
- 3 What is the teacher's favourite song? .....
- 4 How many computers are there in the classroom? .....
- 5 What is the frog's name? .....

## Part 3

– 5 questions –

Listen and tick (✓) the box. There is one example.


Which is Eva's brother?



A ☒




B ☐




C ☐


1 What does Alex want?



A ☐



B ☐



C ☐

2 Where is Ben's tablet?



A ☐




B ☐




C ☐

3 What is Bill's favourite animal?



A ☐




B ☐



C ☐

4 What is Alice doing?



A ☐



B ☐



C ☐

5 Which is Kim's cat?



A ☐



B ☐




C ☐



## Part 4

– 5 questions –

Listen and colour. There is one example.




# Reading and Writing

## Part 1

– 5 questions –

Look and read. Put a tick (✓) or a cross (X) in the box.  
There are two examples.

### Examples



This is a lorry.

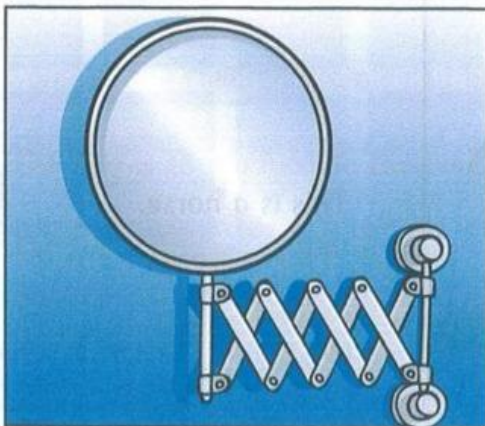


These are pencils.



### Questions

1




This is a lamp.





2



This is a balloon.

☐

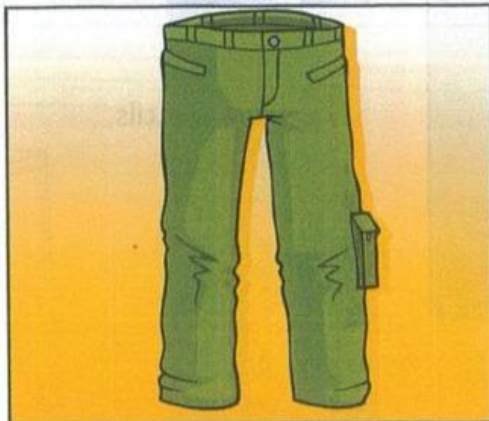
3



This is a bat.

☐


4



These are shorts.

☐

5



This is a horse.


☐



## Part 2

– 5 questions –

Look and read. Write **yes** or **no**.



### Examples

A man is swimming.

no .....

The woman has got a red bag.

yes .....

### Questions


- 1 Some of the children are playing basketball. ....
- 2 The dog is sitting next to the boy. ....
- 3 There are flowers under the tree. ....
- 4 One girl is flying a kite. ....
- 5 The birds are standing on the beach. ....

# Part 3


– 5 questions –

Look at the pictures. Look at the letters. Write the words.

Example



b r e a d




Questions

1




\_\_\_\_\_




2




\_\_\_\_\_




3




\_\_\_\_\_




4



\_\_\_\_\_



5



\_\_\_\_\_





## Part 4

– 5 questions –

Read this. Choose a word from the box. Write the correct word next to numbers 1–5. There is one example.

### A donkey



A donkey is an animal. Some donkeys live in the ....<sup>zoo</sup>.... . Lots of donkeys are grey but some are brown. A donkey has two very long (1) ..... on its head. At the end of its body a donkey has a small (2) ..... . A donkey can walk and run on its four (3) ..... . Donkeys drink (4) ..... . They love eating (5) ..... and they like apples, too.

#### Example



zoo




water



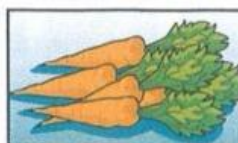
ears



boat



tail



carrots



books




legs

# Part 5

– 5 questions –

Look at the pictures and read the questions. Write one-word answers.



## Examples

Where is the family?

in the ..... garden .....

What is Dad doing?

..... sleeping .....

## Questions

1 How many children are there?


.....





2 Where are the children? in a .....

3 What is on the table? a .....



4 What is the boy putting on Dad? a .....

5 Who is taking a photo? the .....