Theme 3.2: Growing Our Food: My Backyard Garden **Level:8th**

Instructions: name each fruit and vegetables :

Pepper – watermelon – apple – grapes – tomatoes – carrot – pear –strawberry – orange- potato-banana-peas.






....






....






....

Instructions

Write the action words under the pictures:

watering mowing picking digging spraying planting raking weeding hoeing





1 _____ 2 _____ 3 _____





4 _____ 5 _____ 6 _____

LIVEWORKSHEETS





7 _____ 8 _____ 9 _____

Instructions Students match the name of the tools with correct picture.

a shed – a lawn mower – a spade – a compost – seeds – a watering can – a hose – a rake – a pair of secateurs – a pitchfork – a trowel – a wheelbarrow


.....


.....


.....


.....


.....


.....


.....


.....


.....


.....


.....


.....

LIVEWORKSHEETS

Instructions Match the gardening action to the picture.

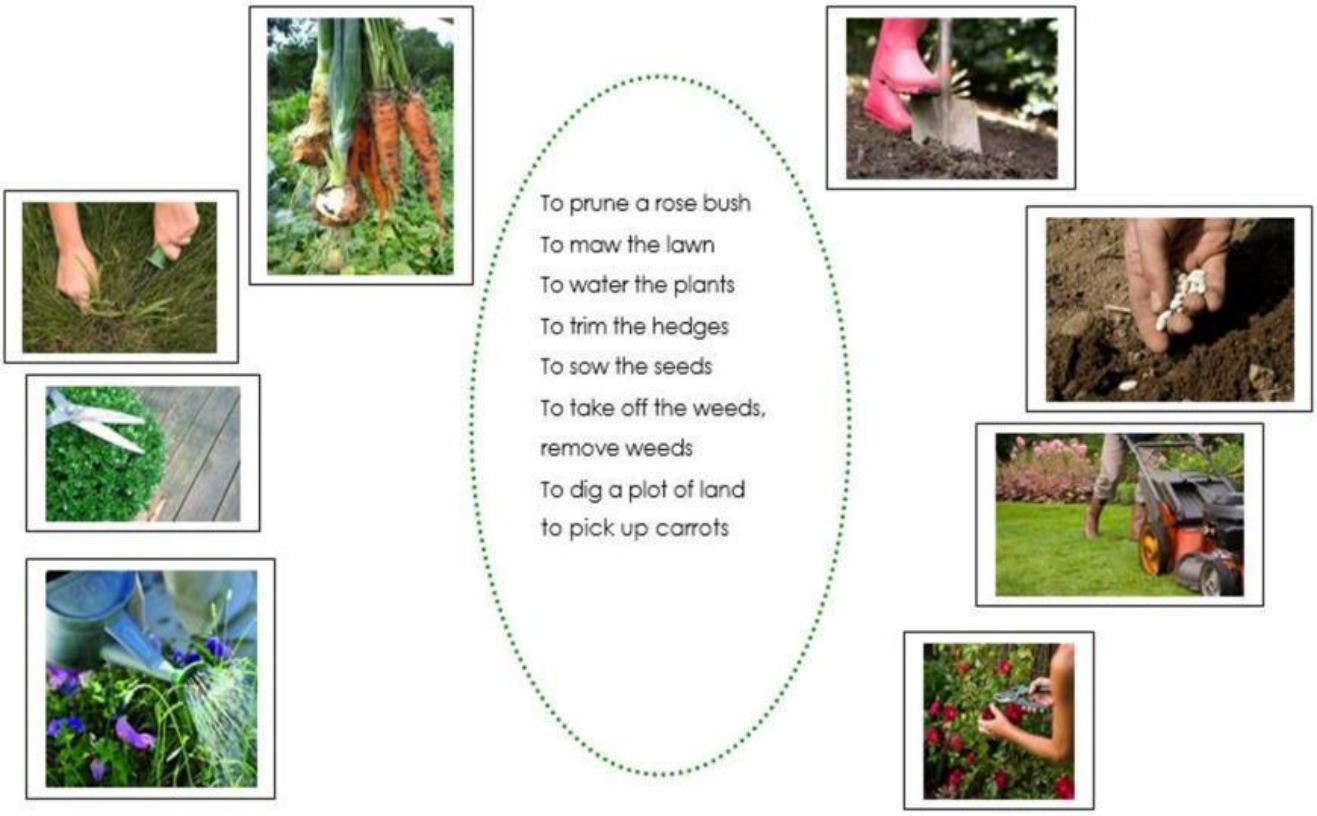

Instructions Connect the words to the picture.

hose - wheelbarrow - rake - mower - shovel - trowel - hoe - secateurs - garden fork - watering can - ride-on-mower



LIVEWORKSHEETS

Instructions Students listen the audio and complete the conversation.

English Listening Level 1 - Lesson 3 - My Flower Garden https://youtu.be/BaUX0mjoAt8

My name is Anne. I love _____. I _____garden. My garden is _____ of my house. My neighbor has a _____too. My garden has different types of flowers. I have _____ in my garden.

I have tulips in my garden. I have _____in my garden.

My garden has different colors.

I plant _____. I plant _____ flowers. I plant blue flowers. I plant _____ flowers.

I take care of _____. I _____ my garden every day.

I kill the weeds in my garden. I kill _____that eat my flowers. I love my _____ garden.

Task 10. Look at the pictures. Answer the question What are they doing according to each picture. (Remember check the vocabulary task 3)

What are they doing? Fill the gaps:

He / She is _____ _____ _____

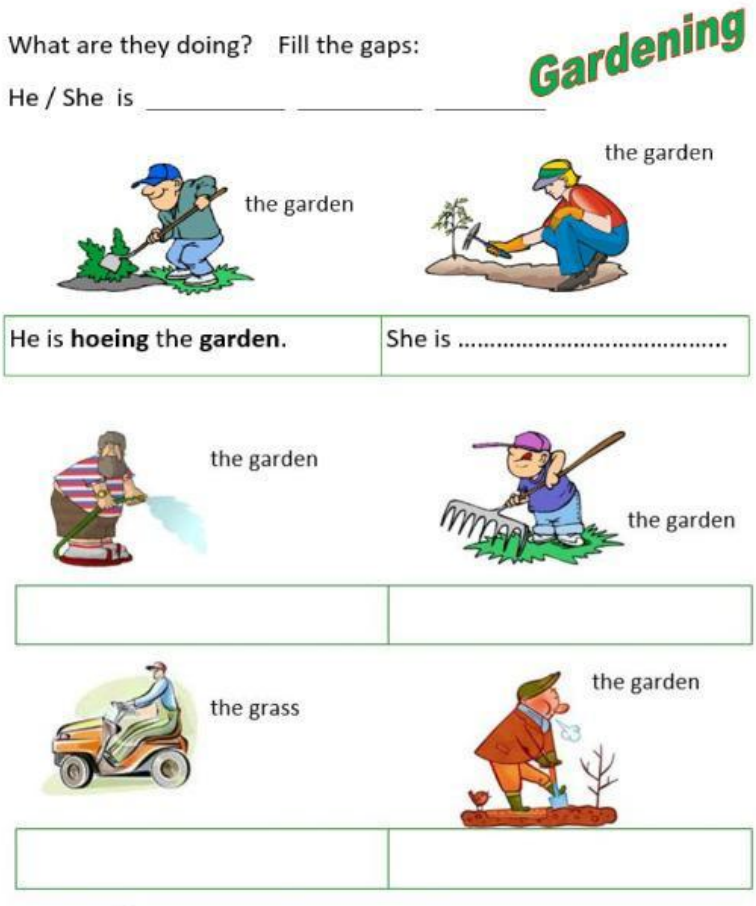

LIVEWORKSHEETS

Instructions Complete the dialogue with the right expression:

Can I help you – good morning - **I would like** half a kilo of tomatoes **-Here you are- How much is it?**

Remember :
I would like to express desire
How much is it ? : asking about price .

Greengrocer.....
Customer: Good morning!
Greengrocer: **.....**
Customer: Yes, please. **I'd like** a kilo of potatoes.
Greengrocer: **Here you are. Anything else?**
Customer: Yes, please. **.....**
Greengrocer: Half a kilo of tomatoes... Okay.
Customer: One lemon.
Greengrocer: One lemon.....
Customer: I would like five oranges .
Greengrocer: Five oranges... Okay. A**nything else?**
Customer: No, thank you. **.....**
Greengrocer: **Let me see.** 2 dinars for the potatoes 1.5 dinars for the tomatoes, 0.750 dinars for one lemon, and 1.25 dinars for the oranges, **that makes** 5.5 dinars .
Customer: Here you are.
Greengrocer: Thank you.
Customer: Thank you. Goodbye!
Greengrocer: Goodbye!

Task 20. Read The text:

Seller: Good morning, Mrs. Henderson. Can I help you?

Client: Yes, please. I want to buy potato.

Seller: I'm afraid we're out of potato, would you like to take some pepper or cabbages, instead.

Client: No, thanks I'll just take pound of tomato and kilo of pepper, please.

Seller: Here you are. Anything else?

Client: mm, how much are the bananas?

Seller: 1,50 a pound.

Client: Oh, they're too expensive. I would like some oranges, please.

Seller: Here you are, altogether £1, 95.

Client: Here you are, thanks.

Seller: Thanks, and see you next week

Comprehension:

LIVEWORKSHEETS

Students Write true or false:

1. The market seller has potato. _____
2. The client takes a pound of pepper _____
3. The bananas aren't cheap. _____
4. The client takes some oranges. _____
5. 5.The bill is £ 1,50 _____

what does the following sentence mean:

"I'm afraid we're out of potato "

a- the seller doesn't sell potato

b- the seller sells all the potato

Task 21. Read the text about organic farming methods. Fill in the blanks from the word list on the right. There are THREE words you will not need.

Members of an organic farm community near Rostock, Germany

Image: Smaack, CC BY-SA 4.0 <https://creativecommons.org/licenses/by-sa/4.0>, via Wikimedia Commons



Agricultural - chemical – conditions - controlled - destroy – enrich- fed - living - matter nutrients- offering - providing -rotation - rows - soil

Instead of chemicals, organic farming uses a lot of organic (1) _____ to give crops the (2) _____ that they need to grow. Clover, for example, has a lot of nitrogen in it and farmers use it to make the (3) _____ better. Manure from animals and compost are also used to (4) _____ the soil. These fertilizers also help conserve soil, not destroy it after a few years.

Organic farmers also use crop (5) _____ to preserve the good qualities of soils and avoid monoculture.

Chemical pesticides destroy or weaken many of the natural enemies of pests, like birds or frogs. They also can kill those insects that control a great number of pests.

Organic farming creates new (6) _____ areas for wasps, bugs, beetles and flies by (7) _____ them with water and food.

LIVEWORKSHEETS

Weeds are (8) _____ by using special machines. Hay, straw and wood chips are put between the (9) _____ of plants to stop weeding. Many (10) _____ products can be produced in an organic way. Meat, dairy products, and eggs come from animals that are (11) _____ organically and can graze outdoors. They live in (12) _____ that are natural to them. Cows, for example, are kept in pastures and fields. Vegetables and fruit are also produced with organic methods.



Task 22. Students read and complete the tasks.

The farm

My name is Andrea. I live with my mom and daddy on our farmer in Colombia. We have a lot of animals as: the sheep they give us wool, the cows give us milk, the dog takes care of the sheep, the rooster that all days wakes us up in the morning, the hens and duck lay big eggs, the pigs give us delicious meat. They all have different jobs in our farm.



The farmer drives a tractor. The tractor digs up the ground. He plants reds tomatoes, potatoes, lettuce, onions, and yellow corn in the ground.

He plants the yellow corn in the spring. The corn grows in the summer. The rain helps the corn grow. If there is no rain, the corn dies. If there is a lot of rain, there is a lot of corn. He harvests the yellow corn in late summer.

He sells the corn at his vegetable stand. He sells for 25 cents. He sells all his corn in just one month. The neighbors love his corn. The corn is fresh.

It is bright yellow. It is tasty. It is delicious. The birds love his corn, too. They don't pay for it. They eat it while it is in the field. They don't cook it. They eat it raw. The farmer doesn't get angry. Birds have to eat, too. So do cows. The farmer has four cows. He gives his cows' fresh corn every summer. The cows love the corn. It eats a lot of yellow corn in the summer. Sometimes it makes yellow milk.

The barn has a lot of hay for cows, sheep, and horses. In the lake daddy told the farmer that cultivate fish for eating barbecue all weekend.

However, mom begins to plant sunflowers, she thinks it's a good business for the farm because the oil of seeds is very expensive and appreciated by the villagers

LIVEWORKSHEETS

Now our farm is bigger, daddy have a lot of workers y we are bigger farmers. I love to life here. I get up early, I see all animals, the plants, flowers, and the birds on the nests.

Why is Andrea enjoying the farm? _____

How much he sells the corn for? _____

When is the correct time for the corn to grow? _____

Why are the mom planting sunflowers? _____

Mention 3 different functions that animals, person or appliances have in the farm:

_____

_____

_____

Complete the box with:

Animals
Vegetables



LIVEWORKSHEETS