

## Part 3

– 5 questions –

Look at the pictures. Look at the letters. Write the words.

Example



l i m e



Questions

1



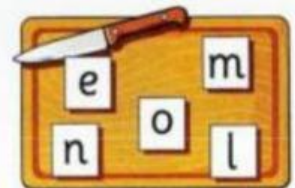
-----



2



-----



3



-----



4



-----



5



-----



## Part 3

– 5 questions –

Look at the pictures. Look at the letters. Write the words.

Example



pear



Questions

1



-----



2



-----



3



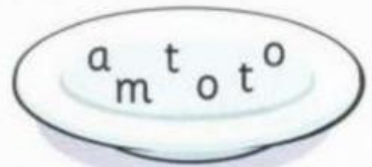
-----



4




-----



5



-----




## Part 3

– 5 questions –

Look at the pictures. Look at the letters. Write the words.

Example



b r e a d




Questions

1




-----



2




-----



3




-----



4



-----



5



-----






# Part 3

- 5 questions -

Look at the pictures. Look at the letters. Write the words.

Example



p e a r



Questions


1



-----




2



-----



3



-----




4



-----



5



-----



## Part 3

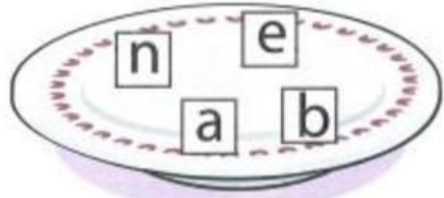
– 5 questions –

Look at the pictures. Look at the letters. Write the words.

Example



b e a n

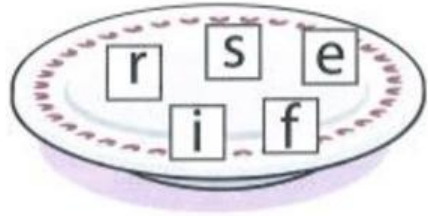


Questions


1



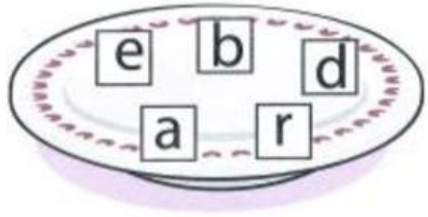
\_\_\_\_\_



2



\_\_\_\_\_



3



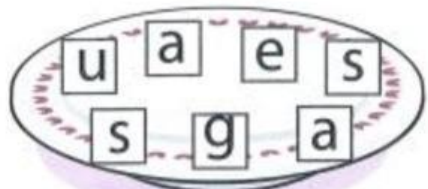
\_\_\_\_\_



4



\_\_\_\_\_



5



\_\_\_\_\_

