
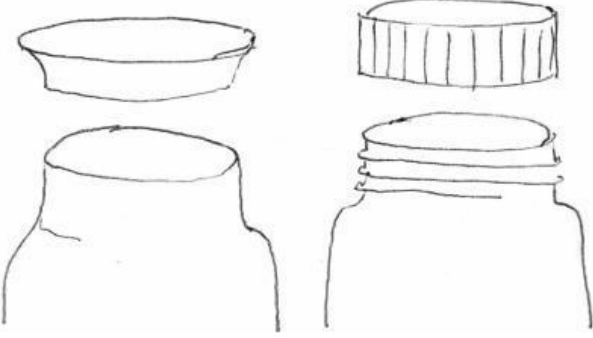
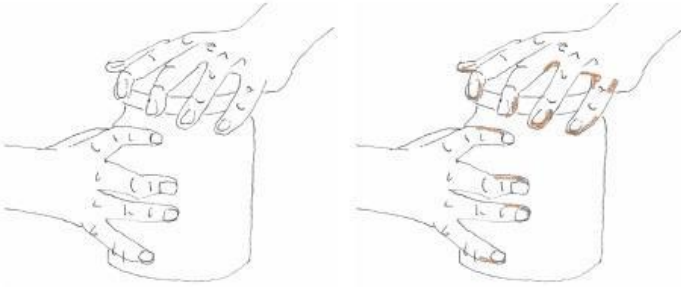
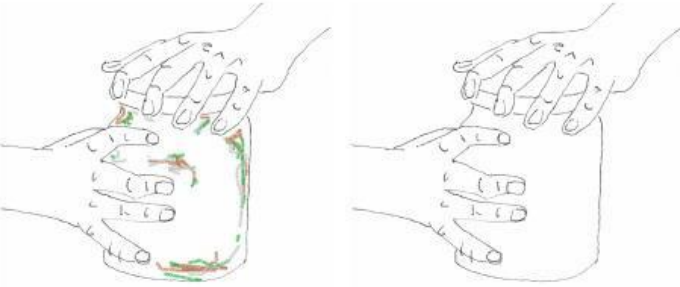


POSIBLE CONTAMINACIÓN DE LA MUESTRA

 <p>Diagram showing two bottles with pipettes. The left bottle is labeled "LEJÍA" (bleach) and the right bottle is labeled "AGUA DESTILADA" (distilled water).</p>	 <p>Diagram showing two jars. The left jar has a shallow lid, and the right jar has a screw cap.</p>
<p>Indica el líquido ideal para la limpieza de los botes</p>	<p>Indica el cierre ideal para la toma de muestras</p>
 <p>Diagram showing two hands holding a jar. The left hand is clean, and the right hand is dirty with brown spots.</p>	 <p>Diagram showing two hands holding a jar. The left hand is clean, and the right hand is dirty with brown spots. The jar contains a sample with green and red spots.</p>
<p>Indica la situación ideal para realizar el muestreo</p>	<p>Indica la situación ideal para realizar el muestreo</p>

POSIBLE CONTAMINACIÓN DE LA MUESTRA

Indica en cada caso el recipiente que **NO** se debe utilizar en función del agua a muestrear

