

Describing Things

Getting Ready

Find these items in the picture. Write the letter next to each item.



1. a computer case with initials A
2. a handbag with a leather strap _____
3. a small suitcase with a checked design _____
4. a large suitcase with wheels _____
5. a backpack with a striped design _____
6. a wallet without initials _____

CD 3-17 Listening 1

People are describing items they left in a taxi. Listen and check (✓) the correct picture.

1. 

a. ☐ b. ☒
2. 

a. ☐ b. ☐
3. 



a. ☐ b. ☐
4. 

a. ☐ b. ☐

Listening 2

CD 3-18 ► Task 1

People are describing these items. Listen and number the pictures.



CD 3-18 ► Task 2

Listen again. Why does each person like the item? Circle the correct answer.

1. a. She wears it every day.
 (b.) The sun hurts her eyes.
 c. It's good for windy days.
2. a. It's made of plastic.
 b. It's small.
 c. It's great for work.
3. a. It's small.
 b. It's big.
 c. He uses it while he runs.
4. a. It's cheap.
 b. It's not easily seen.
 c. She likes the colors.
5. a. It doesn't have wheels.
 b. It's good for traveling.
 c. It's very big.
6. a. They're comfortable.
 b. They're new.
 c. She likes the color.


Listening 3

CD 3-19 ► Task 1

People are talking about items they lost. Listen and check (✓) the item each person describes.

Lost items

1. ☒ wallet
☐ suitcase
☐ beach bag
2. ☐ shoes
☐ keys
☐ glasses
3. ☐ keys
☐ rings
☐ pocket knife
4. ☐ suitcase
☐ credit card
☐ passport
5. ☐ passport
☐ suitcase
☐ jacket
6. ☐ novel
☐ newspaper
☐ letter



CD 3-19 ► Task 2

Listen again. Where was each item lost? Circle the correct answer.

- | | | |
|--|---|---|
| 1. <input checked="" type="radio"/> a. on the bus
<input type="radio"/> b. in the car | 3. a. at school
<input type="radio"/> b. in the house | 5. a. at home
<input type="radio"/> b. at the office |
| 2. a. on the bus
<input type="radio"/> b. at the coffee shop | 4. a. at the department store
<input type="radio"/> b. at the restaurant | 6. a. on the subway
<input type="radio"/> b. at home |

Pronunciation

Syllable stress in adjectives

CD 3-20 ► Task 1

Listen and repeat.

1. léather wallet
2. expénsive sunglasses
3. régular glasses
4. cólorful backpack

CD 3-21 ► Task 2

Listen. Mark the stressed syllables.

1. cómfortable chair
2. attráctive person
3. plástic toys
4. rúnníng water
5. báutifúl sunset
6. ínterésting book

Pronunciation Help

An adjective is always stressed in a sentence because it highlights something important about the noun.

Dictation

CD 3-22 ► Task 1

Listen to the conversation. Write the missing words.

A: Hello. City Taxi.

B: Hello, has anyone turned in a _____? I think I left mine in a taxi this morning.

A: Well, our taxi drivers find lots of cell phones _____. Can you describe it?

B: Yes, it's _____. And it's in an orange case.

A: Hmm. . . Those are _____. Let's see. . . no, I'm sorry, we don't have it.

B: Are you sure? I have to find it. . . it has all my important _____ in it. Wait – what's that?

Oh, it's in my jacket _____!

► Task 2

Practice the conversation with a partner. Be sure to put stress on the correct syllables in the adjectives.

Conversation

Work in pairs. Choose an item in your classroom. Describe the item and have your partner guess what it is.

TACTICS FOR TESTING
PAGE 106