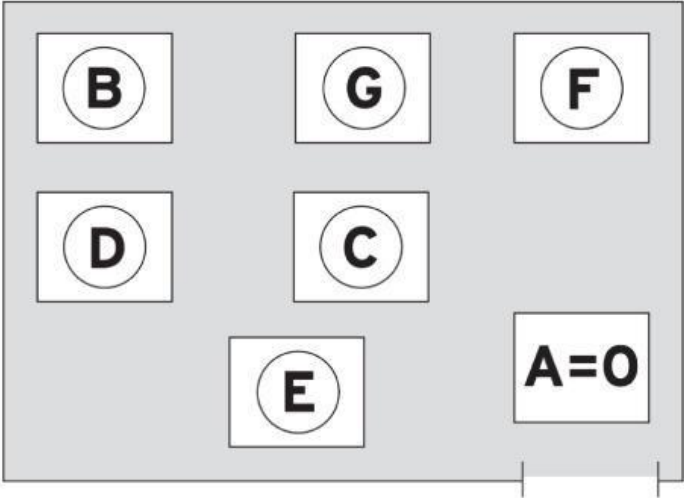








ISE Foundation

Sample Independent listening task 1 — Furniture shop

L  R

example

0 1 2 3 4 5

Examiner rubric

This is a plan of a furniture shop. Here it shows left and right (*point to L and R on the plan with cursor*). You're going to hear someone talking about the furniture shop. You'll hear the talk twice. These pictures (*point to the pictures with cursor*) show some places and things in the furniture shop. A person will tell you where these places and things are. Each picture has a number. On your notepaper, match the number with the letters on the plan. There's one letter that you do not need to use. There's an example to show you what to do. The example is zero. Zero is A (*point to A = 0 on the plan with cursor*).

Please look at the plan and the pictures now. You have 15 seconds (*wait 15 seconds*). Are you ready? (*Play the task. The task will play twice.*)

(*Allow the candidate up to 15 seconds after the recording has finished to complete their notes.*) What letter is number 1? Number 2? Number 3? Number 4? And number 5?

Audio script

This is a plan of our furniture shop. The desks are on the right of the shop in front of the entrance. The beds are all at the back of the shop on the left. There are many different types of beds here. The bookcases are also at the back of the shop in the middle. There are some sofas in the middle of the shop. They are very comfortable. The lamps are all at the front of the shop, on the left of the entrance. You can find the chairs at the back of the shop on the right. I hope you find what you're looking for.