





WORKSHEET

Family & Friends 3
Unit 8



Teacher's feedbacks











Task 1. The host of a cooking show is explaining how to make crepes. Listen and check the correct picture.



Task 2. Listen again. Are these statements true or false? Check the correct answer.

	True	False
1. Milk makes the crepe sweet.	<input type="checkbox"/>	<input type="checkbox"/>
2. Too much sugar makes the crepe taste awful.	<input type="checkbox"/>	<input type="checkbox"/>
3. Stir until the liquid is smooth.	<input type="checkbox"/>	<input type="checkbox"/>
4. Put a lot of butter in the pan.	<input type="checkbox"/>	<input type="checkbox"/>

Task 3. Match the steps to the right picture.

1. In a bowl, mix flour with water, salt, and a little olive oil.	<input type="checkbox"/>	<input type="checkbox"/>	
2. Knead until the mixture becomes smooth.	<input type="checkbox"/>	<input type="checkbox"/>	
3. Shape the dough into a flat circle.	<input type="checkbox"/>	<input type="checkbox"/>	
4. Add/spread a layer of tomato sauce over the surface of the pizza dough.	<input type="checkbox"/>	<input type="checkbox"/>	
5. Sprinkle a layer of cheese over the tomato sauce.	<input type="checkbox"/>	<input type="checkbox"/>	
6. Add your favourite toppings such as meats, vegetables, or any other ingredients you like on top of the cheese.	<input type="checkbox"/>	<input type="checkbox"/>	
7. Put the pizza in the oven at a high temperature of about 200-220 degrees Celsius	<input type="checkbox"/>	<input type="checkbox"/>	
8. Bake the pizza in 10 minutes.	<input type="checkbox"/>	<input type="checkbox"/>	
9. Once the pizza is baked, you can remove it from the oven, Slice it into pieces, and enjoy.	<input type="checkbox"/>	<input type="checkbox"/>	 

Task 4. Read and fill the gaps with correct word.

Sauce oven pizza
cheese toppings _____

1. First you will have to have a _____ base.
2. Next, spread some _____ on the pizza base.
3. Then, sprinkle some _____ on top of the sauce
4. After that, it's time to add your different _____.
5. Finally, put your pizza into the _____ to cook

