

Warm Up



Taking simple notes

Use simple letters or symbols to take notes while you are listening. Look at your notes and choose the correct answer when you hear the beep, e.g.

turn left (L) turn right (R)
next to (n) opposite (o) between (b)

Example



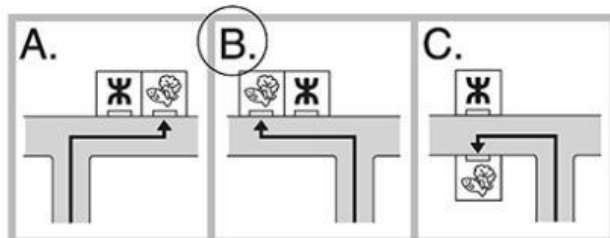
Turn left. The market is next to the MTR station.



Your notes

L, n (MTR symbol)

Where is the market?



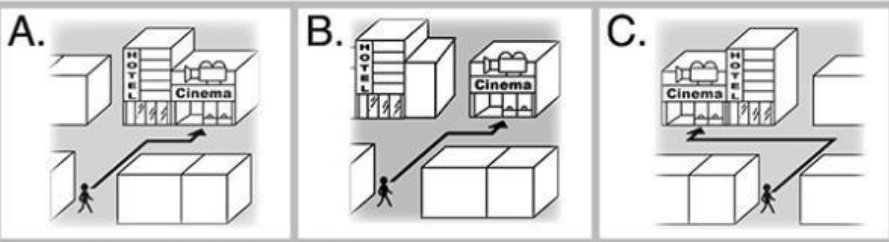
Listen and circle the correct letter.

1 Where is the cinema?

Take notes about the directions while you are listening.



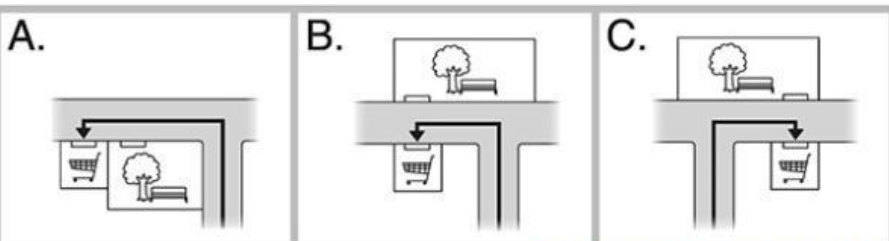
My notes



2 Where is the supermarket?



My notes



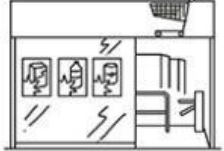









Practice 1

James is telling Grandma about the places around their new home.

Listen to the conversation. Take notes and write the correct number in the box.

Take notes about the directions while you are listening. 

1 		2 	
3 		4 	
5 		6 