

# 8

## City places

### Check your progress

#### Part B. Reading and Writing

1 Look and read. Put a tick (✓) or a cross (x) in the box.

#### Questions

1.



This is a bus stop.

☐

2.



This is a zoo.

☐

3.



Red means stop.

☐

4.



I can read a book in the library.

☐

5.



This is a road.

☐

## 2 Look and read. Write Yes or No.



### Examples

There is one car in the street.

Yes

The boy has got an apple in his hand.

No

### Questions

1. The bus is behind the car.

.....

2. The boy is wearing glasses.

.....

3. The woman is wearing a dress.

.....

4. There are two birds.

.....

5. The cat is next to the bus.

.....

**3** Look at the pictures. Look at the letters. Write the words.

1.



\_\_\_\_\_

c / i / y / t

2.



\_\_\_\_\_

y / b / a / k / e / r

3.



\_\_\_\_\_

l / a / i / b / r / r / y

4.



\_\_\_\_\_

o / o / z

5.



\_\_\_\_\_

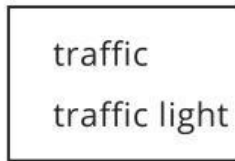
r / a / p / k

#### 4 Read, circle and write.

0. This is a .....city.....



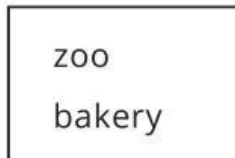
1. The ..... is noisy.



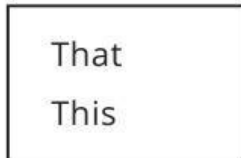
2. We walk on the ..... .



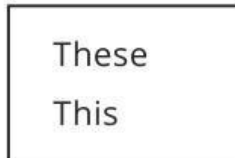
3. Go to the..... to see animals.



4. .... baby is happy.



5. .... babies are crying.



#### 5 Order the words into correct sentences.

1. This / has / city / a bakery / . /

.....

2. are / What / these / ? /

.....

3. I / can see / in / shops / my city / . /

.....

4. There is / in / a park / my city / . /


.....

5. The / traffic / noisy / is / . /

.....



**6 Look at the picture and read the questions. Write one-word answers.**



**between  
car**

**boy  
two**

**dog  
ice cream**

1. Where's the bike? ..... two motorbikes
2. How many motorbikes are there? .....
3. Who's riding the bike? the .....
4. What animal is the girl taking? the .....
5. Where's the bus? in front of the .....
6. What's the boy eating? an .....