

Learning Unit# 2 / Topic: Travel

WARM UP

Hi guys, let's continue developing your oral skills. Discuss the following questions with your classmate and do not forget working on fluency.



Let's talk about **TRAVEL**



by Teacher Marlon

Where do you usually go on holiday?
What do you like about it?

How do you usually travel?
(e.g. by plane, car, bus)
Which do you prefer? Why?

Do you prefer the beach or the mountains?
Why?

What's your favourite city?
Why?
What can you do there?

Do you ever go camping?
What do you like about it?

Where do you usually stay when you're on holiday?
(e.g. hotel, resort, camping, family)

What country or place would you like to visit in the future? Why?

Have you ever travelled by plane?
How did you feel?

Would you like to travel with your classmates? If so, where would you like to go?



Are you ready to plan a trip?

ENGLISH GRAMMAR FOCUS

Common Mistakes



- I'm planning **to travel** to Peru. ✓
- I'm planning **a trip** to Peru. ✓
- I'm planning ~~a travel~~ to Peru. ✗

Woodward's
ENGLISH

SPELLING



Traveler
Traveled
Traveling



Traveller
Travelled
Travelling

TRAVEL

VERB
ACTION

MEANING:

To go from one place to another, especially over a long distance.

- I like to **travel** by plane.
- Mary **travels** to Italy once a year.

TRIP

NOUN
THING

MEANING:

Act of going to a place for a short period of time and returning.

- We went on a **trip** to the beach.
- John is on a **business trip**.

NOUN

TRAVEL

MEANING:

The act/concept of travelling.

BUT don't say: ~~a travel~~

- You should write about your **travels**.
- **Travel** broadens your mind.

EXCEPTIONS

TRIP

VERB
with a completely different meaning

MEANING:

To stumble or almost fall while walking or running.

- I **tripped** in front of everyone.
- He **tripped** over the cat in the dark.

www.grammar.cl

www.woodwardenglish.com

www.vocabulary.cl

PLANNING A TRIP

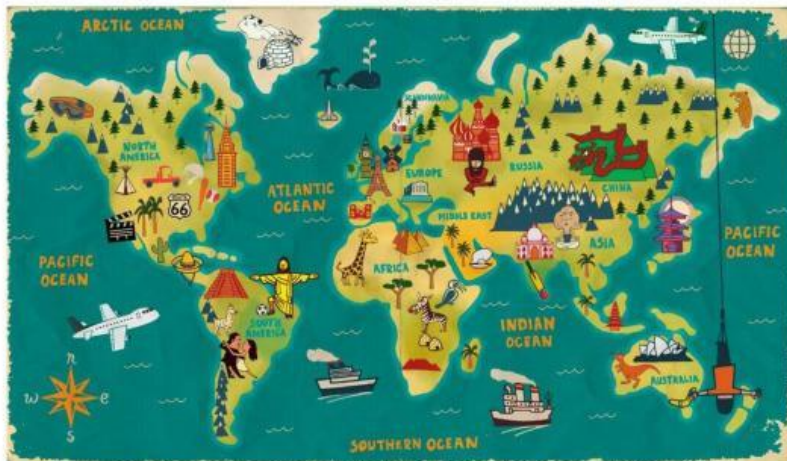
Competency: Speaking

Situation: Teacher Marlon asked you to work in pairs and plan a tour. In order to do so, you must take into account each of the following sections provided. Share you planning trip with the class once you finished it. **Remember, future "GOING TO" & "PRESENT CONTINUOUS ARE USED TO EXPRESS FUTURE PLANS."**



Travelers' names :






CHOOSE A CONTINENT AND A COUNTRY



CHOOSE THE BEST SEASON TO GO



WHERE WOULD YOU LIKE TO GO?

A BIG CITY	A VILLAGE	A MOUNTAIN	THE BEACH	A RESORT
				

WE WOULD LIKE TO STAY FOR...

✓ a weekend	✓ a week	✓ a fortnight	✓ a month
-------------	----------	---------------	-----------

✓ When are you going to leave the country?

✓ When are you going to come back?








🌈 YOU NEED TO MAKE A SIMPLE BUDGET (A PLAN OF THE MONEY YOU ARE GOING TO SPEND)

transport	accommodation	food	tours	gifts



WHERE ARE YOU GOING TO STAY? TELL YOUR CLASSMATES ABOUT THE PLACE

hotel	bed & breakfast	apartment	tent	caravan
				

WHAT MEANS OF TRANSPORT ARE YOU GOING TO USE?





PLAN THE ACTIVITIES YOU AND YOUR CLASSMATE ARE GOING TO DO ON YOUR TRIP. FOR EXAMPLE:

visit museums	go sightseeing	go party	go hiking
meet a celebrity	visit landmarks	go to a music festival	a cruise

Task Instructions

1. **Think and Plan** activities you are going to do on your trip.
2. Use **Going to / Present Continuous** to express plans.
3. Use **May and might**.
4. Make some predictions about this trip.
5. You can prepare a PPT to explain this plan to your classmates.

MAKE A LIST OF THE THINGS YOU NEED TO PACK IN ADVANCE AND THE TYPE OF CLOTHES.

- ✓ passport
- ✓ tickets
- ✓ credit card
- ✓ money
- ✓ mobile phone
- ✓ guidebooks
- ✓ map
- ✓ food & water
- ✓ sickness pills
- ✓ English book



SUMMER CLOTHES / WINTER CLOTHES



Add more belongings you would like to take on your