Skills Time!

Lesson Five

Reading

1 Read.

How to wrap a present

This is a present for my friend Holly. It's a box of chocolates.

1 Get paper. Holly's favourite colour is red, so this is red paper.
2 Put the present on the paper.
3 Fold up the paper.
4 Stick it with tape.
5 Make triangles with the paper. Stick the triangles with tape.
6 Stick pictures on the present. Holly likes flowers.
7 Write a card. My card says, 'To Holly. You are a good friend. From Teresa.'

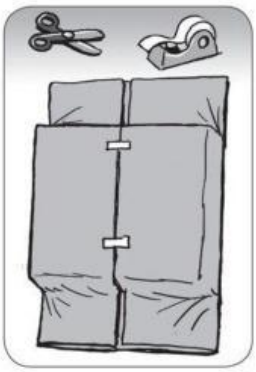



2 Read again. Put the pictures in the correct order.

a



b



c

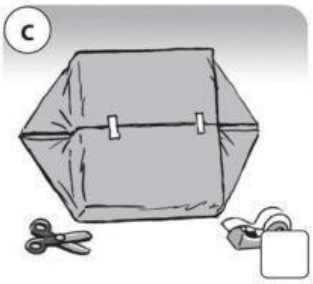

d

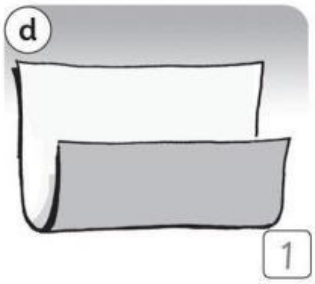

1

e

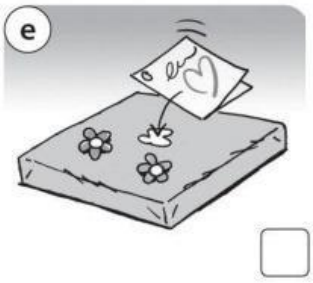

f



g

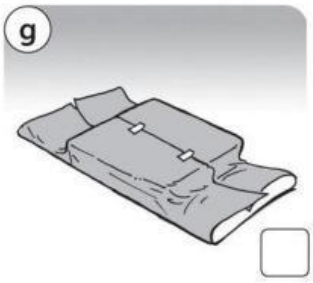

LIVEWORKSHEETS