

## Part B. Reading and Writing

1 Look and read. Put a tick (✓) or a cross (×) in the box.

### Questions

1.



It is hot and sunny.

☐

2.



Monday

On Monday, I feed my cat.

☐


3.



I go to sleep in the morning.

☐

4.



The apples float.

☐


5.



I can paint a train.

☐

## 2 Look and read. Write Yes or No.



### Examples

They are at the beach.

Yes

.....

There is a ball in the water.

No

.....

### Questions

1. The boys are sad.

.....

2. There is a boy swimming in the sea.

.....

3. There is a baby on the boat.

.....

4. The boys are playing the pianos.

.....

5. It is hot and sunny.

.....

3 Look at the pictures. Look at the letters. Write the words.

1.



\_\_\_\_\_

c / l / o / d


2.



\_\_\_\_\_

y / d / c / l / o / u

3.



\_\_\_\_\_

s / n / n / u / y

4.



\_\_\_\_\_

r / a / i / y / n

5.



\_\_\_\_\_

w / d / i / y / n

#### 4 Read, circle and write.


0. This is ..... **bread** .....



1. It's cold. Put on a .....

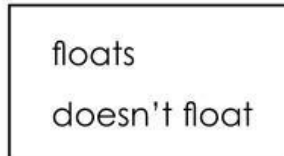


2. I drive a car ..... Friday.



Friday

3. The apple .....



4. The paper clip .....



5. .... do you do on Sunday?

I feed my cat.



#### 5 Order the words into correct sentences.

1. On Sunday / , / sing a song / I / . /

→ .....

2. The / floats / apple / . /

→ .....

3. The / doesn't float / ruler / . /

→ .....

4. It's / cloudy / a / day / . /

→ .....

5. to / Listen / the rain / . /

→ .....