

Name: _____

Date: _____

Class: _____

1. Label the objects with the help of materials given.

fabric	glass	metal	wood	paper
	rubber	plastic		











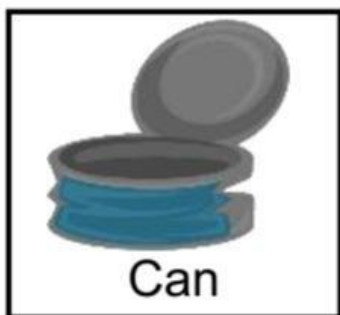








2. Look at the items below. Sort them by drawing a line from the item to the correct bin.



3. Match each material with its property.



soft

rough

flexible

















strong

shiny

dull



4. Cross out (x) the item that does not belong.

<p><u>soft</u></p>    	<p><u>shiny</u></p>    
<p><u>flexible</u></p>    	<p><u>rough</u></p>    

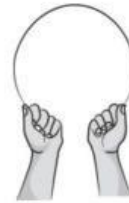
5. Draw a circle around the word that matches each picture.

a.



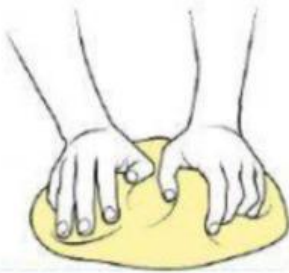
bend / twist / stretch / compress

b.




bend / twist / stretch / compress

c.



bend / twist / stretch / compress

d.



bend / twist / stretch / compress

e.



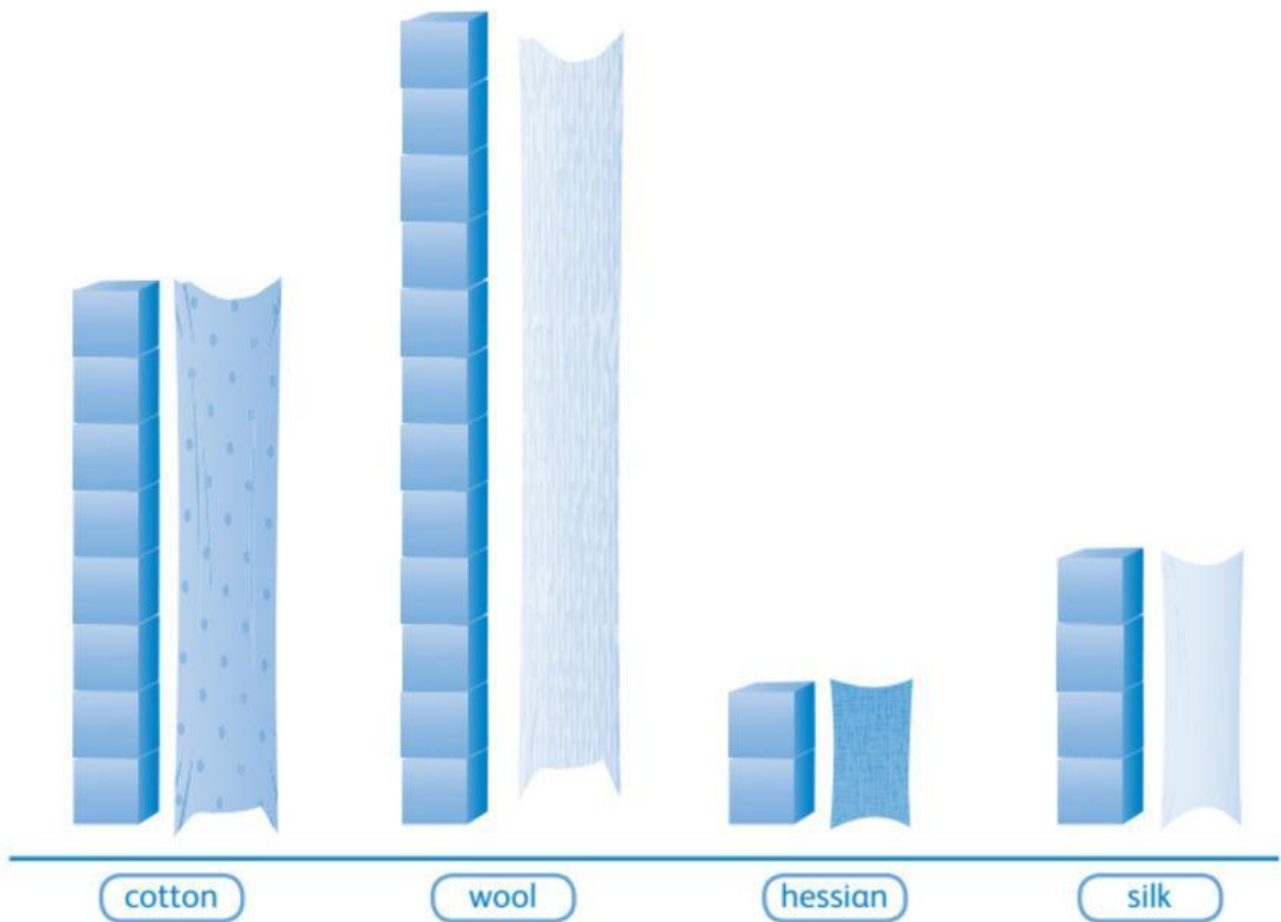
bend / twist / stretch / compress

f.



bend / twist / stretch / compress

6. Look at the pictograph. Then answer these questions.



- How many blocks did the cotton fabric stretch? _____
- How many blocks did the silk fabric stretch? _____
- How many blocks did the hessian fabric stretch? _____
- How many blocks did the wool fabric stretch? _____
- Which fabric stretched the most? _____