

## Part B. Reading and Writing

1 Look and read. Put a tick (✓) or a cross (×) in the box.

Examples



This is a hat.




This is a cat.



Questions

1.



I can see with my ears.



2.



I can taste with my mouth.



3.



He is playing the saxophone.



4.



A strawberry is juicy.




5.



I can hear an ice cream.



## 2 Look and read. Write Yes or No.



### Examples

There is a cake on the table.

Yes

.....

The children are in the bedroom.

No

.....

### Questions

1. The boy is feeding the mouse.

.....

2. The boy is wearing a T-shirt.

.....

3. The girl is playing the piano.

.....






4. The girl is wearing a hat.

.....

5. There is a chick on the table.

.....

**3 Look at the pictures. Look at the letters. Write the words.**

1.  \_\_\_\_\_ a / t / s / e / t
2.  \_\_\_\_\_ c / o / t / h / u
3.  \_\_\_\_\_ e / m / s / l / l
4.  \_\_\_\_\_ r / e / a / h
5.  \_\_\_\_\_ e / s / e

**4 Put the words in the correct order to make sentences.**

1. A / hard / ring / is / . /

.....

2. A / is / watermelon / juicy / . /

.....

3. taste / can / I / my mouth / with / . /

.....

4. This / soft / guitar / is / . /

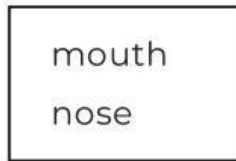
.....

## 5 Read, circle and write.

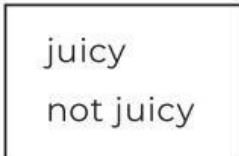
0. This is a .....*violin*..... .



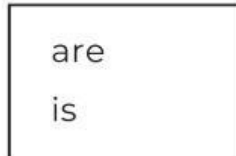
1. I use my ..... to taste.



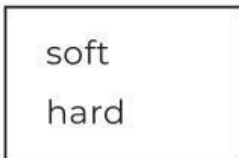
2. A banana is ..... .



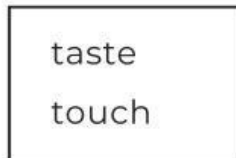
3. Strawberries ..... sweet.




4. The quilt is ..... .



5. I use my hand to ..... .



## 6 Look at the picture and read the questions. Write one-word answers.



1. Where is the girl?

She is in the .....

2. Where is the cat?

It's ..... the sofa.

3. What is on the table?

It's a .....

4. What is the girl wearing?

She is wearing a red .....