

Part B. Reading and Writing

1 Look and read. Put a tick (✓) or a cross (×) in the box.

Examples



This is a hat.



This is a cat.



Questions

1.



I roll a ball.



2.



The dog can catch a ball.



3.



The duck is under the table.



4.



I hit a ball.



5.



I can throw a ball into a box.



2 Look and read. Write Yes or No.



Examples

There is a cat.

Yes

There are three chairs.

No

Questions

1. The girl is next to the table.

.....

2. The cat is under the chair.

.....

3. The ball is on the table.

.....

4. The dog can catch a ball.

.....

5. There is a clock.

.....

3 Look at the pictures. Look at the letters. Write the words.

1.



o / u / b / c / n / e

2.



w / o / h / t / r

3.



i / k / c / k /

4.



u / d / n / e / r

5.



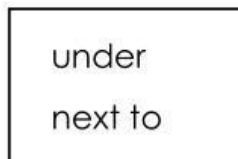
c / t / a / h / c

4 Read, circle and write.


0. I can**kick**..... a ball.



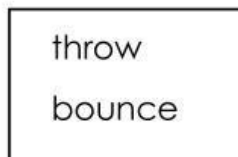
1. The ball is the chair.



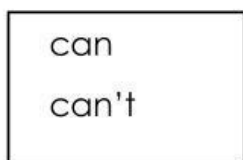
2. The pencil is the book.



3. I can a ball.

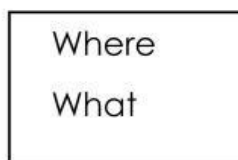


4. He catch a ball.



5. is the box?

The box is on the chair.



5 Put the words into the correct order.

1. He / ball / bounce / a / can / . /

→

2. can / Yes / , / I / . /

→

3. kick / ball / I / a / can / . /

→

4. you / Can / hit / ball / a / ? /

→

5. No / , / can't / I / . /

→

6 Choose a word from the box. Write the correct word next to the numbers 1-5. There is one example.

A doll



This doll has got a^{face}....., two eyes, a nose and a (1)
 He has got two arms but he cannot throw a (2)
 He has got two (3) but he cannot run or jump. He
 lives in a (4) in a house.
 Young (5) play with him.

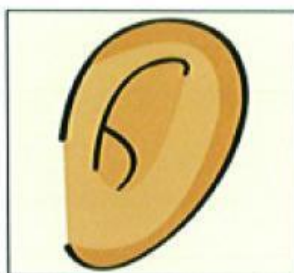
Example



face



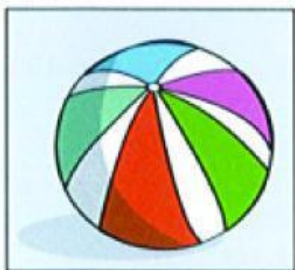
mouth



ears



children



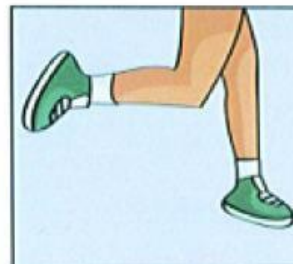
ball



bedroom



kitchen



legs