Part B. Reading and Writing

1 Look and read. Put a tick (✓) or a cross (×) in the box.

Examples

This is a book. ✓

This is a girl. ×

Questions

1.

This is a clock. ☐

2.

This is a table. ☐

3.

I write at school. ☐

4.

I go by bicycle. ☐

5.

We go by bus. ☐

LIVEWORKSHEETS

3 Look and read. Write Yes or No.



Examples

There is a clock. ....No....

There is a table. ....Yes....

Questions

1. The ball is on the chair. .....

2. The book is next to the computer. .....

3. The boy can draw. .....

4. The girl can use computers. .....

5. There are three chairs. .....

LIVEWORKSHEETS

4 Look at the pictures. Look at the letters. Write the words.

Example

b o y

o / y / b

Questions

1.

_ _ _ _ _ _

a / i / c / h / r

2.

_ _ _ _ _ _

r / i / w / t / e

3.

_ _ _ _ _

a / o / b / t

4.

_ _ _ _ _ _ _

a / c / r / o / n / y

5.

_ _ _ _ _ _ _ _ _ _

m / c / u / p / o / e / t / r

LIVEWORKSHEETS

3 Look, read, circle and write.

1. ……His…… name is Nick.

A. Her

B. His

2. I …… at school.

A. use computer

B. use computers

3. …… go by boat.

A. I

B. We

4. …… your favourite colour?

A. What's

B. How

5. It's a …….. .

A. blue chair

B. chair blue

6. …… is 8.

A. She

B. Her

7. There is a …… .

A. teacher

B. teachers

8. …… name is Rose.

A. Her

B. She

9. There are …….. .

A. crayon

B. crayons

10. …….. car is yellow.

A. His

B. He

LIVEWORKSHEETS

4 Put the words in the correct order to make sentences.

1. to / We / walk / school / . /

→ *We walk to school.* .....

2. do / Maths / I / school / at / . /

→ .....

3. I / go / car / by / . /

→ .....

4. is / She / a / girl / . /

→ .....

5. favourite / My / colour / is / yellow / . /

→ .....

6. your / favourite colour / What's / ? /

→ .....

5 Read and match.

1.	Hi!	•	• I'm fine, thank you.
2.	How are you?	•	• Hello!
3.	What's this?	•	• Yes! Let's play.
4.	Can I play, too?	•	• It's a book.
5.	What's your name?	•	• Blue.
6.	What's your favourite colour?	•	• My name is Ben.
7.	What do you do at school?	•	• I go by bus.
8.	How do you go to school?	•	• I read at school.

LIVEWORKSHEETS

6 Look at the pictures and read the questions. Write one-word answers.



three computer ~~two~~ draw green under

Example

How many children are there? There are ....*two*.... children.

Questions

1. What colour is the book? It's ..... .
2. Where is the ball? It's ..... the chair.
3. What is next to the book? It's a ..... .
4. How many chairs are there? There are ..... chairs.
5. What can the boy do? He can ..... a picture.

LIVEWORKSHEETS

7 Choose a word from the box. Write the correct word next to the numbers 1-5. There is one example.

A classroom



I have two windows, four ...walls... and a door. Children sit on (1) ..... at their desks in me. They open their (2) ..... and read the words in them. They write and draw with (3) ..... or pens in me. But the children don't play games like (4) ..... in me! The (5) ..... is very nice. She gives the children lessons in me. What am I ? I am a classroom.

Example

walls

frog

teacher

TV

chairs

soccer

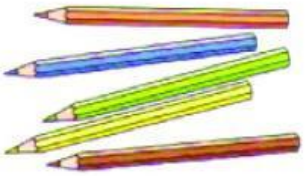

pencils

books

LIVEWORKSHEETS