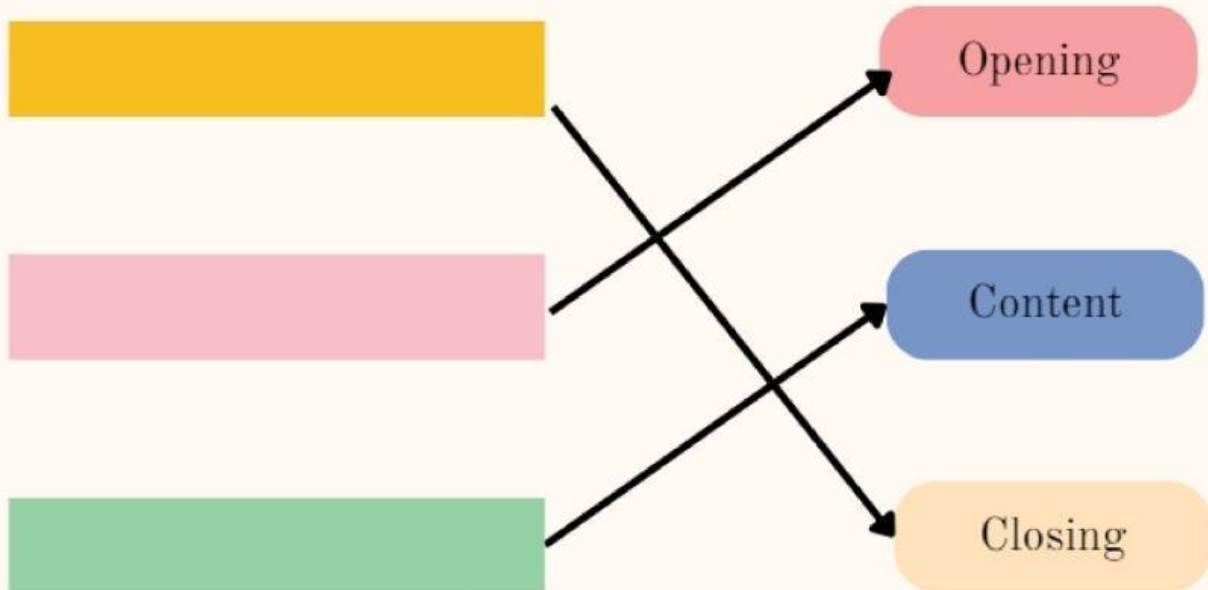




LET'S PRACTICE!

Please listen to the random audio above and try to analyze the structure of the announcement text by joining the picture to the structure.
After that, please remake the text in the correct order.

Example:



Remake the text here.

ANNOUNCEMENT

To: All students

The school will hold a Sports Day event next month. Therefore, there will be practice sessions every Tuesday and Thursday afternoon at 3 p.m. on the school field. All students are encouraged to participate.

For the schedule and more information, please contact your class teacher.





LET'S PRACTICE!

Please listen to the random audio above and try to analyze the structure of the announcement text by joining the picture to the structure.
After that, please remake the text in the correct order.

Example:



Opening



Content



Closing

Remake the text here.





LET'S PRACTICE!

Please listen to the random audio above and try to analyze the structure of the announcement text by joining the picture to the structure.
After that, please remake the text in the correct order.

Example:



Opening



Content



Closing

Remake the text here.






LET'S PRACTICE!

Please listen to the random audio above and try to analyze the structure of the announcement text by joining the picture to the structure.
After that, please remake the text in the correct order.

Example:



Opening



Content



Closing

Remake the text here.





LET'S PRACTICE!

Please listen to the random audio above and try to analyze the structure of the announcement text by joining the picture to the structure.
After that, please remake the text in the correct order.

Example:



Opening




Content



Closing

Remake the text here.






LET'S PRACTICE!

Please listen to the random audio above and try to analyze the structure of the announcement text by joining the picture to the structure.
After that, please remake the text in the correct order.

Example:



Opening



Content



Closing

Remake the text here.





LET'S PRACTICE!

Please listen to the random audio above and try to analyze the structure of the announcement text by joining the picture to the structure.
After that, please remake the text in the correct order.

Example:



Opening



Content



Closing

Remake the text here.





LET'S PRACTICE!

Please listen to the random audio above and try to analyze the structure of the announcement text by joining the picture to the structure.
After that, please remake the text in the correct order.


Example:



Opening



Content



Closing

Remake the text here.





LET'S PRACTICE!

Please listen to the random audio above and try to analyze the structure of the announcement text by joining the picture to the structure.
After that, please remake the text in the correct order.

Example:



Opening



Content



Closing

Remake the text here.





LET'S PRACTICE!

Please listen to the random audio above and try to analyze the structure of the announcement text by joining the picture to the structure.
After that, please remake the text in the correct order.

Example:



Opening




Content



Closing

Remake the text here.





LET'S PRACTICE!

Please listen to the random audio above and try to analyze the structure of the announcement text by joining the picture to the structure.
After that, please remake the text in the correct order.

Example:



Opening



Content



Closing

Remake the text here.





LET'S PRACTICE!

Please listen to the random audio above and try to analyze the structure of the announcement text by joining the picture to the structure.
After that, please remake the text in the correct order.

Example:



Opening



Content



Closing

Remake the text here.






LET'S PRACTICE!

Please listen to the random audio above and try to analyze the structure of the announcement text by joining the picture to the structure.
After that, please remake the text in the correct order.

Example:



Opening



Content



Closing

Remake the text here.





LET'S PRACTICE!

Please listen to the random audio above and try to analyze the structure of the announcement text by joining the picture to the structure.
After that, please remake the text in the correct order.

Example:



Opening



Content



Closing

Remake the text here.





LET'S PRACTICE!

Please listen to the random audio above and try to analyze the structure of the announcement text by joining the picture to the structure.
After that, please remake the text in the correct order.

Example:



Opening



Content



Closing

Remake the text here.

