

SMARTPHONE STATISTICS

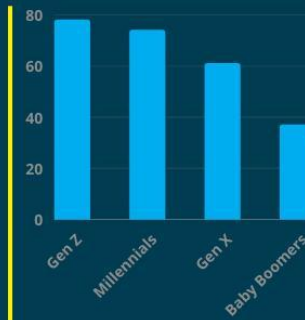
AND USAGE PATTERNS IN 2020



NUMBER OF SMARTPHONE USERS IS EXPECTED TO REACH **3.8 BILLION** BY 2021



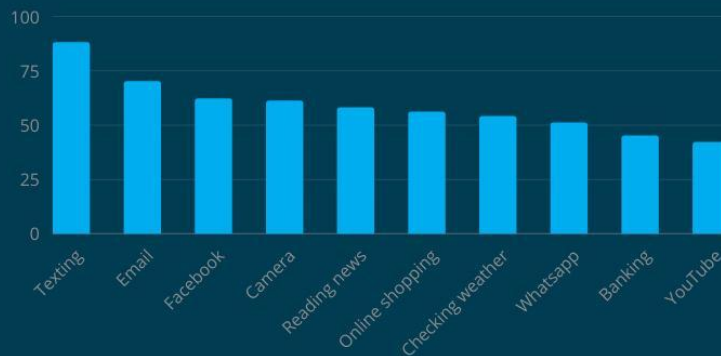
IN 2020, **9 OUT OF 10** MILLENNIALS OWN SMARTPHONES



USE MOSTLY SMARTPHONES TO ACCESS THE INTERNET

TOP 10 ACTIVITIES

WE PERFORM ON OUR SMARTPHONES



FUTURE TRENDS IN

MOBILE ECONOMY



5G SERVICES WILL BE **COMMERCIALY AVAILABLE**



MOBILE HEALTH APP MARKET WILL GROW BY **44.9%**



M-COMMERCE REACHES **\$418.9 BILLION** IN 2024



INCREASED INTERACTIONS WITH **VOICE ASSISTANTS**

Downloadable graphic and source list available at www.thinslices.com/blog/smartphone-statistics-tablet-usage-patterns

SMARTPHONE STATISTICS

AND USAGE PATTERNS IN 2020



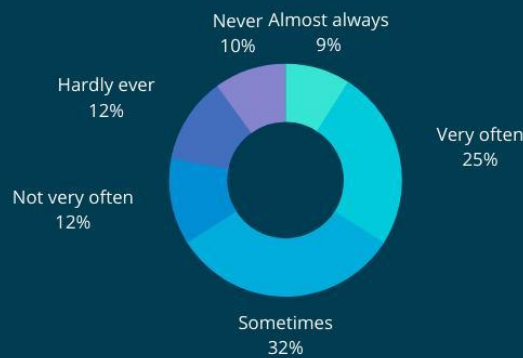
THE AVERAGE ADULT SPENDS
3.5 HOURS A DAY ON THE INTERNET
ON THEIR PHONES



AVERAGE MONTHLY HOURS SPENT ON MOBILE APPS

USING OUR PHONES AT WORK

HOW OFTEN DO WE DO IT?



INSANE STATISTICS ABOUT

SMARTPHONE USAGE



WE TOUCH OUR
PHONES **2167 TIMES A DAY**



75% OF SMARTPHONE USERS ADMIT TO
TEXTING WHILE DRIVING



71% OF SMARTPHONE OWNERS KEEP THEIR
MOBILE PHONES CLOSE
WHILE SLEEPING



THERE ARE **6152 MOBILE BANKING APP**
INSTALATIONS PER
SECOND

Downloadable graphic and source list available at
www.thisslices.com/blog/smartphone-statistics-tablet-usage-patterns