






Name: _____

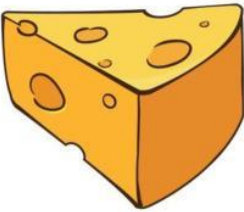


Chapter 1. Part 1

I. After reading Chapter 1, choose the right answer.

1. When do you have lunch time?

- a)  Morning
- b)  Mid Day
- c)  Night

2. What food Pete did NOT put on his sandwich?

- a) 
- b) 
- c) 

2. Where do you keep the food cool?

- a) 
- b) 
- c) 





Chapter 1. Part 1

I. After reading Chapter 1, answer the questions.

1. Why did Pete make a sandwich?
 - a) He was sad
 - b) He was happy
 - c) He was hungry
 - d) He was angry
2. Why the sandwich needed crackers?
 - a) They are salty
 - b) They are crunchy
 - c) They are sweet
 - d) They are small
3. How many scoops of ice cream the sandwich had?
 - a) 3
 - b) 5
 - c) 2
 - d) 4
4. How many hot dogs the sandwich had?
 - a) 3
 - b) 5
 - c) 2
 - d) 4
5. Is the sandwich still small?
 - a) Yes
 - c) No
6. Was the bread open?
 - a) Yes
 - b) No


















Chapter 1. Part 1

III. Create your own sandwich.


1. Check the food you use to make a sandwich.

<input type="checkbox"/>		<input type="checkbox"/>		<input type="checkbox"/>		<input type="checkbox"/>	
<input type="checkbox"/>		<input type="checkbox"/>		<input type="checkbox"/>		<input type="checkbox"/>	
<input type="checkbox"/>		<input type="checkbox"/>		<input type="checkbox"/>		<input type="checkbox"/>	

2. Draw the food you chose between the bread to create a sandwich!



You can add more ingredients if you want!



3. Draw what you have for lunch today.

