

Project 128



Coding School

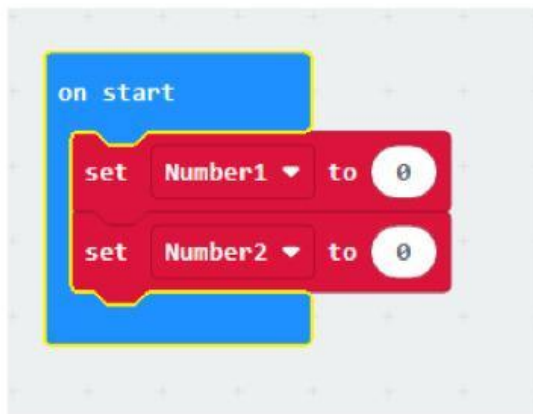


Start here

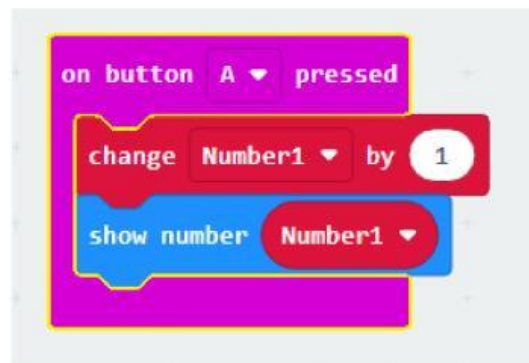
- ❖ First drag an On Start Block.
- ❖ Click on Variables and click on Make a new variable.



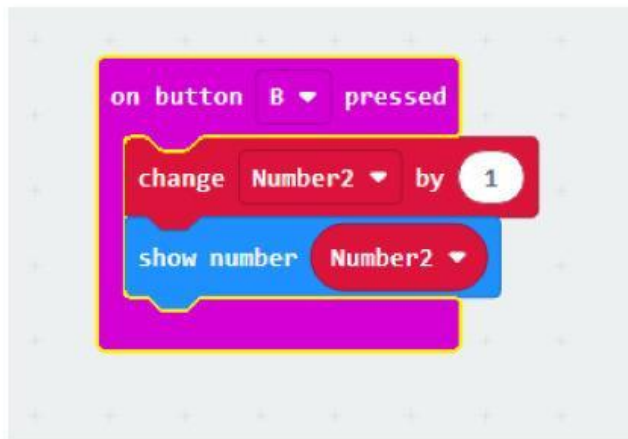
- ❖ Click on New variable and set 2 variables as Number1 and Number2.
- ❖ Drag Set Number block 2 into the On Start Block.



- ❖ Let's set the code to increase the value displayed by 1 when Button A is clicked.
 - Drag an on button A pressed block in Input.
 - Drag a Change Number1 block in Variables into the on button A pressed block.
 - Drag a Show number block in Basic and drag the Number1 block in Variables to the place where it indicates a value.



- ❖ Let's set the code to increase the value displayed by 1 when Button B is clicked.
 - Drag an on-button A pressed block in Input.
 - Replace A with B.
 - Drag a Change Number2 block in Variables into the on button B pressed block.
 - Drag a Show number block in Basic and drag the Number2 block in Variables to the place where it indicates a value.



- ❖ Let's set the code to show the sum of the values seen by A and B when the A+B button is clicked.
 - Click on Variables and create a variable as Total by Make a new variable.

- Drag the Set Total block into the On Start Block.



- Drag an on button A pressed block in Input and set it as A+B instead of A. Drag a set Total block in Variables into it.
- Drag the block with the plus sign in Math to the value position.
- Give the two values as Number1 and Number2 in Variables respectively.
- Drag the show number block in Basic to show the total and give the Total in Variables as its value.



- ❖ When the logo is pressed, let's prepare the necessary code to get the value obtained when the value of Number2 is subtracted from the value of Number1.
 - Drag the on logo pressed block in the input.
 - Drag a set Total block in Variables into it.
 - Drag the block with the Subtraction sign in Math to the place where the value is displayed.

- Give its two values as Number1 and Number2 in Variables respectively.
- Drag the show number block in Basic to show the answer of the reduced value of Number1 and Number2 and give the Total in Variables as its value.



- ❖ Let's set the code so that when the shake button is clicked, all the values will be 0 and all the values will be removed from the screen.
 - Drag the on shake block in Input.
 - Drag the three blocks set Number1, set Number2 and set Total in Variables into it.
 - Drag the clear screen block in Basic because the screen needs to be clear.

