

**UNIT 6 TEST**  
**GRADE 1**










Full name: .....	<b>Mark: /10</b>		
School: .....	<b>Listening</b>	<b>Reading</b>	<b>Writing</b>
Class: .....	/4.0	/3.2	/2.8

**LISTENING**

**PART 1**

4 questions - 1.6 points





**Listen and circle the correct pictures. There is one example.**

				
				
0	1.	2.	3.	4.

**PART 2**

3 questions - 1.2 points

**Listen and put a tick (✓) or a cross (✗) in the box. There is one example.**

Ex.	5.	6.	7.
			
<input checked="" type="checkbox"/>	<input type="checkbox"/>	<input type="checkbox"/>	<input type="checkbox"/>

### PART 3

3 questions - 1.2 points

Listen and draw lines. There is one example.




			
0	8.	9.	10.

### READING

#### PART 1

2 questions - 0.8 points






Look, read and tick (✓) Yes or No. There is one example.

			YES	NO
Ex.		hop	<input checked="" type="checkbox"/>	<input type="checkbox"/>
1.		girl	<input type="checkbox"/>	<input type="checkbox"/>
2.		run	<input type="checkbox"/>	<input type="checkbox"/>

## PART 2

3 questions - 1.2 points

Look, read and draw lines. There is one example.

			
			
I can sing.	I can hop.	I can swim.	I can run.

## PART 3

3 questions - 1.2 points

Look, read and circle the correct answer. There is one example.

Ex.		<input checked="" type="radio"/> a. This is my food. <input type="radio"/> b. This is my foot.
6.		<input type="radio"/> a. I can swim. <input type="radio"/> b. I can sing.
7.		<input type="radio"/> a. I can run. <input type="radio"/> b. I can sing.
8.		<input type="radio"/> a. I can swim. <input type="radio"/> b. I can run.

## WRITING

### PART 1

2 questions - 0.8 points




Order the letters. There is one example.

Ex.		g i n s	<u>s</u> <u>i</u> <u>n</u> <u>g</u>
1.		u n r	_____
2.		i m w s	_____

### PART 2

2 questions – 0.8 points

Look and write. There is one example.

Ex.		This is an <u>e</u> <u>l</u> <u>e</u> <u>p</u> <u>h</u> <u>a</u> <u>n</u> <u>t</u> .
3.		This is a _____ .
4.		This is my _____ .

### PART 3

3 questions - 1.2 points

**Reorder the words to make a correct sentence. There is one example.**

Ex. 

an
----

elephant.
-----------

is
----

This
------

→ *This is an elephant.*

---

5. 

can
-----

I
---

swim.
-------

→

---

6. 

is
----

This
------

my
----

food.
-------

→

---

7. 

sing.
-------

can
-----

I
---

→

---