













ORDINAL POSITIONS

DIRECTION: Match the ordinal positions to its number name.

first	●	●	7th
second	●	●	2nd
third	●	●	6th
fourth	●	●	8th
fifth	●	●	1st
sixth	●	●	5th
seventh	●	●	3rd
eighth	●	●	9th
ninth	●	●	10th
tenth	●	●	4th

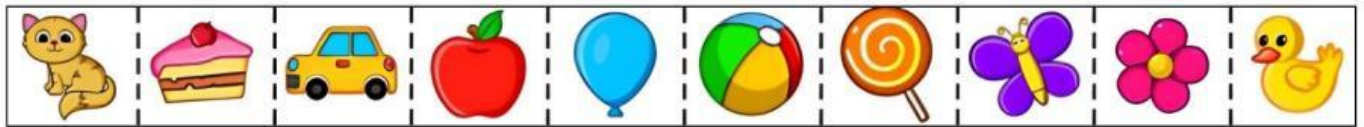
DIRECTION: Observe the set of pictures in the box. Drag their ordinal positions from the right.













1st	6th
2nd	7th
3rd	8th
4th	9th
5th	10th

DIRECTION: Observe the set of pictures in the box. Drag their ordinal positions from the right.



 <input type="text"/>	 <input type="text"/>	 <input type="text"/>	 <input type="text"/>
 <input type="text"/>	 <input type="text"/>	 <input type="text"/>	 <input type="text"/>
 <input type="text"/>	 <input type="text"/>		

1st
2nd
3rd
4th
5th
6th
7th
8th
9th
10th

DIRECTION: Observe the set of animals. Answer the following.

1. Click the animal in the second line.



2. Click the animal in the fifth line.



3. Click the animal in the third line.



4. Click the animal in the seventh line.



5. Click the animal in the eighth line.



6. Click the animal in the fourth line.



7. Click the animal in the ninth line.



8. Click the animal in the first line.



9. Click the animal in the sixth line.



10. Click the animal in the tenth line.

