



E-LKPD



Student Worksheet

MULTIPLICATION

DAY/DATE :/.....

GROUP MEMBERS :

- 1.
- 2.
- 3.
- 4.

2ND GRADE



Authors : Rifka A.U & Anisa F.N

 **LIVEWORKSHEETS**



GREETINGS

THE AUTHOR PRAISES AND THANKS TO THE PRESENCE OF ALLAH SWT WHO HAS BESTOWED HIS GRACE, TAUFIK, AND GUIDANCE SO THAT THE AUTHOR CAN COMPLETE THE MULTIPLICATION MATH WORKSHEET FOR CLASS II. SHALAWAT AND SHALOM ARE ALWAYS POURED ON THE PROPHET MUHAMMAD SAW AND HIS FAMILY AND FRIENDS.

THE MULTIPLICATION MATHEMATICS WORKSHEET FOR CLASS II IS PREPARED WITH THE HOPE OF ACHIEVING STUDENTS' ABILITIES. THE AUTHOR HAS TRIED TO ORGANIZE THIS LKPD AS BEST AS POSSIBLE SO THAT IT CAN BE UNDERSTOOD EASILY BY STUDENTS.

THE AUTHOR REALIZES THAT THE PREPARATION OF THIS LKPD CAN BE COMPLETED WITH PRAYERS, SUPPORT AND ASSISTANCE FROM VARIOUS PARTIES. THE AUTHOR ALSO REALIZES THAT THIS LKPD STILL HAS MANY SHORTCOMINGS. THEREFORE, THE AUTHOR WILL OPENLY ACCEPT CRITICISM AND SUGGESTIONS FOR THIS LKPD AS EVALUATION MATERIAL.

**SURABAYA, 28 APRIL 2024
RIFKA ANISA U
ANISA FATMA N**



COVER.....	1
GREETINGS.....	2
TABLE OF CONTENTS.....	3
THE PURPOSE OF COURSE.....	4
THE LIST OF COURSE	5
THE GUIDANCE OF COURSE	6
COUNTING ACTIVITIES	7
LET'S PRACTICE 1	8
LET'S PRACTICE 2	9
LET'S PRACTICE 3	10
LET'S PRACTICE 4	11
LET'S PRACTICE 5	12



THE PURPOSE OF THE COURSE

FLOW OF UNIT LEARNING OBJECTIVES:

1. Students understand the meaning of multiplication and it is hoped that students can use it.
2. Students know when multiplication is used.
3. Students perform multiplication operations 1-5 using dakon media
4. Students know when multiplication is used, and know whether to write it down in the form of a multiplication operation or just read it.

PURPOSE SUBUNIT OBJECTIVES:

1. Understand the use of the multiplication operation form 1-5 using dakon media to solve problems and then find the results of the multiplication.

GRADE : II (TWO)
COURSES: MATHEMATIC
MAIN MATERIAL: FORMS OF MULTIPLICATION
OPERATIONS
SUBJECT: MULTIPLICATION OPERATIONS 1-5



THE LIST OF COURSE

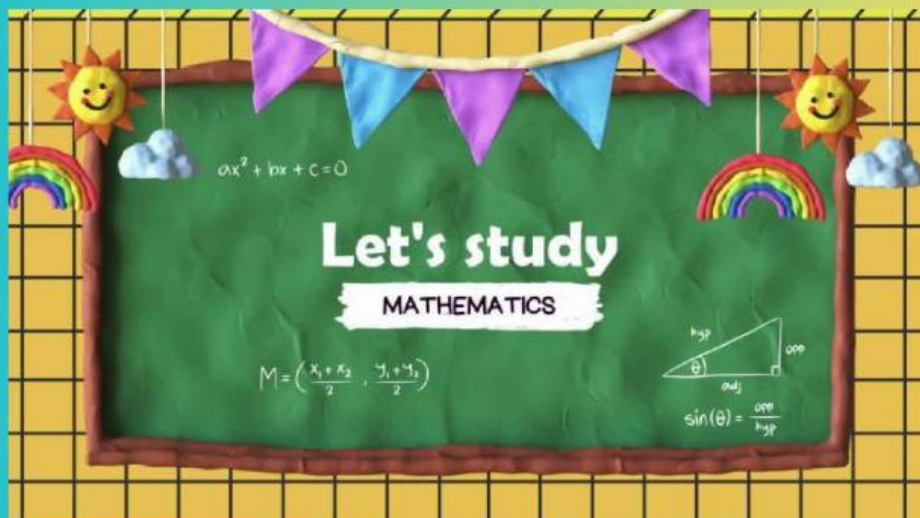
**MULTIPLICATION
DEFINITION**

**MULTIPLICATION
CONCEPT**

**MULTIPLICATION
EXAMPLE**



MULTIPLICATION SUM

***CLICK THE FOLLOWING LINK TO ACCESS THE MATERIAL**





Student Worksheet



COMPILED BY: RIFKA ANISA UMMAMI & ANISA
FATMA NUZULLA
EDUCATION UNIT: BRINGIN ELEMENTARY SCHOOL
YEAR OF COMPILATION: 2024
PHASE/CLASS : A / II (TWO) / 2
VOLUME UNIT: MULTIPLICATION 1-5
SUB UNIT: MULTIPLICATION OPERATIONS FOR
NUMBERS 1-5
LEARNING: 1ST
LESSON CONTENT: MATHEMATICS
TIME ALLOCATION: 1 X MEETING (3 X 35 MINUTES)

A

Activity title
"Multiplication"



B

ACTIVITY OBJECTIVES
STUDENTS UNDERSTAND THE MEANING OF MULTIPLICATION AND IT IS HOPED THAT
STUDENTS CAN USE IT.
STUDENTS KNOW WHEN MULTIPLICATION IS USED.
STUDENTS CARRY OUT MULTIPLICATION OPERATIONS 1-5 USING DAKON MEDIA.
STUDENTS KNOW WHEN MULTIPLICATION IS USED, AND KNOW WHETHER TO WRITE
IT DOWN IN THE FORM OF A MULTIPLICATION OPERATION OR JUST READ IT.



D

TOOLS AND MATERIALS :
WRITING TOOLS
DAKON



C

INSTRUCTIONS FOR USE OF WORKSHEET :

1. READ AND UNDERSTAND THE LEARNING OBJECTIVES THAT WILL BE ACHIEVED.
2. READ THE PROBLEM CAREFULLY, THEN FOLLOW THE INSTRUCTIONS AND STEPS IN SOLVING THE PROBLEM
3. IN SOLVING THE PROBLEM, YOU SHOULD COOPERATE WITH YOUR MEMBERS IN ORDER TO OBTAIN MAXIMUM LEARNING RESULTS.
4. IF THERE IS SOMETHING THAT IS NOT UNDERSTOOD, PLEASE ASK THE TEACHER



COUNTING ACTIVITIES

A. TOPIC

CALCULATING MULTIPLICATION USING CONCRETE OBJECTS "DAKON"

B. ACTIVITY OBJECTIVES

- STUDENTS UNDERSTAND THE MEANING OF MULTIPLICATION AND IT IS HOPED THAT STUDENTS CAN USE IT.
- STUDENTS KNOW WHEN MULTIPLICATION IS USED.
- STUDENTS CARRY OUT MULTIPLICATION OPERATIONS 1-5 USING DAKON MEDIA.
- STUDENTS KNOW WHEN MULTIPLICATION IS USED, AND KNOW WHETHER TO WRITE IT DOWN IN THE FORM OF A MULTIPLICATION OPERATION OR JUST READ IT.

C. TOOLS AND MATERIALS:

1. STATIONERY

2. DAKON

D. ACTIVITY INSTRUCTIONS

1. OBSERVE THE EXPLANATION ABOUT CALCULATING MULTIPLICATION USING CONCRETE OBJECTS DISPLAYED BY THE TEACHER.
2. PREPARE TOOLS AND MATERIALS TO TAKE PART IN THE GAME "DAKON WITH YOUR GROUP.
3. LISTEN TO THE RULES OF THE GAME "DAKON".
4. FOLLOW THE GAME "DAKON" WITH SPORTSMANSHIP.
5. WRITE DOWN QUESTIONS FROM THE TEACHER THAT YOUR GROUP SUCCESSFULLY ANSWERED.
6. CALCULATE USING "DAKON" THEN WRITE ON THE WHITEBOARD THE RESULTS OF YOUR GROUP'S ANSWERS AND ALSO ON THE LKPD THAT IS AVAILABLE.
7. PRESENT IN FRONT OF YOUR FRIENDS



LET'S PRACTICE

1


FROM THE DAKON SEEDS IN THE DAKON HOLE, WRITE THE MULTIPLICATION FORM CORRECTLY.



$= \boxed{}$




$= \boxed{}$



$= \boxed{}$



$= \boxed{}$



$= \boxed{}$





LET'S PRACTICE

② THERE IS A MULTIPLICATIVE FORM. WRITE THE SUM OVER AND OVER AGAIN USING THE DAKON MEDIA THAT IS ALREADY AVAILABLE ON THE SIDE!

$$3 \times 5 = 15$$



$$5 \times 4 = 20$$



$$4 \times 6 = 24$$



$$3 \times 3 = 9$$



$$2 \times 7 = 14$$



9





LET'S PRACTICE

③ ANSWER THE QUESTIONS BELOW BY LINKING TO DAKON CORRECTLY!

A. $2 \times 3 =$



B. $4 \times 7 =$



C. $3 \times 6 =$



D. $1 \times 5 =$



E. $5 \times 5 =$

