Nama :
Absen :

1. Perhatikan data dibawah ini!

Hewan	Jumlah
Singa	25
Panda	30
Kuda	45

Grafik batang yang sesuai dengan data diatas adalah …

a. 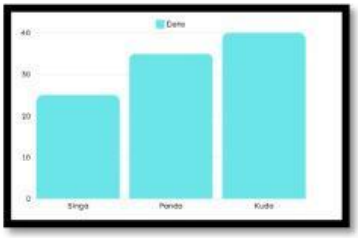

b. 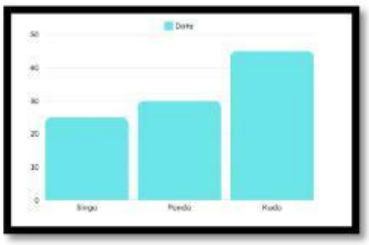

c. 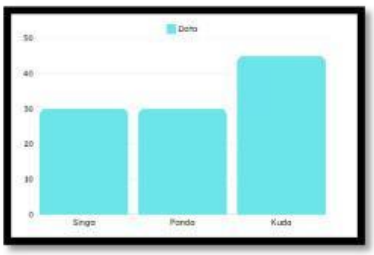

d. 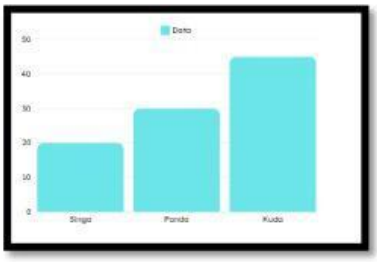

LIVEWORKSHEETS

2. Perhatikan data dibawah ini!

Data yang sesuai dengan diagram batang diatas adalah …

a

Lomba	Banyak Siswa
Menyanyi	8
Renang	4
Bulu Tangkis	5
Puisi	8
Lari	3
Catur	4

b

Lomba	Banyak Siswa
Menyanyi	8
Renang	2
Bulu Tangkis	5
Puisi	7
Lari	3
Catur	5

c

Lomba	Banyak Siswa
Menyanyi	8
Renang	2

LIVEWORKSHEETS

Bulu Tangkis	6
Puisi	7
Lari	3
Catur	4

d

Lomba	Banyak Siswa
Menyanyi	8
Renang	2
Bulu Tangkis	8
Puisi	7
Lari	5
Catur	5

3. Perhatikan data dibawah ini!

Hobi	Jumlah
Sepakbola	15
Menyanyi	10
Melukis	25

Grafik data yang sesuai dengan data diatas adalah …

a. 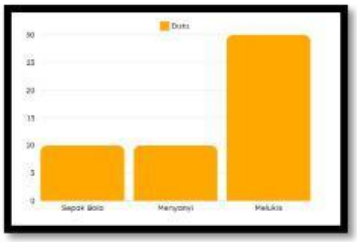

b. 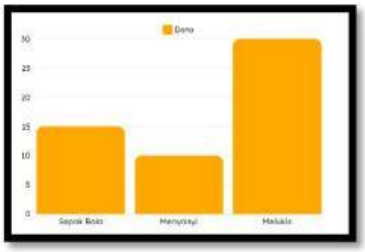

LIVEWORKSHEETS

c. 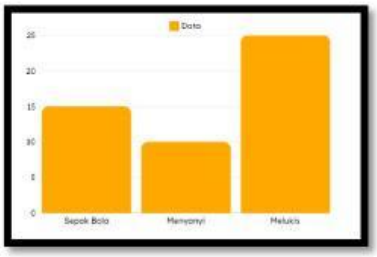

d. 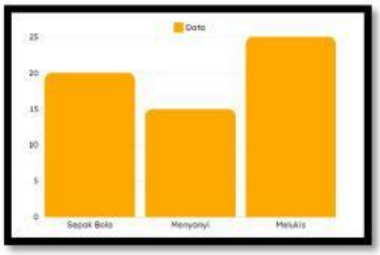

4. Perhatikan data dibawah ini!

Data yang sesuai dengan diagram batang diatas adalah …

a

Bunga	Banyak Bunga
Anggrek	9
Melati	8
Matahari	3
Sepatu	4
Kertas	8
Mawar	5

b

Bunga	Banyak Bunga
Anggrek	7

LIVEWORKSHEETS

Melati	8
Matahari	5
Sepatu	6
Kertas	9
Mawar	5

c

Bunga	Banyak Bunga
Anggrek	8
Melati	8
Matahari	3
Sepatu	4
Kertas	9
Mawar	5

d

Bunga	Banyak Bunga
Anggrek	7
Melati	8
Matahari	3
Sepatu	4
Kertas	9
Mawar	5

5. Perhatikan data dibawah ini!

Warna Favorite	Jumlah
Merah	5
Biru	8
Hijau	10

Grafik Data yang sesuai dengan diagram batang diatas adalah …

LIVEWORKSHEETS

a.

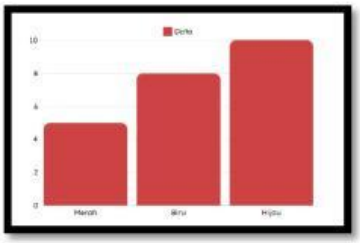

b.

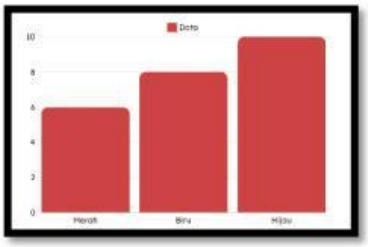

c.

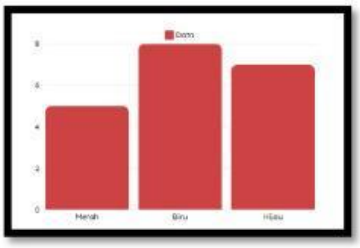

d.

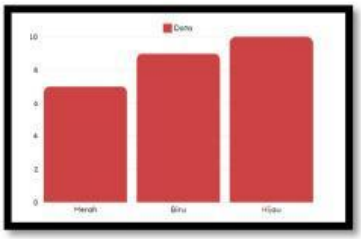

LIVEWORKSHEETS