





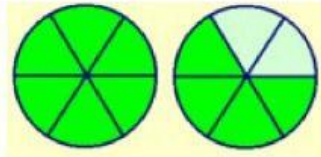

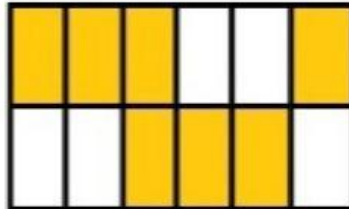

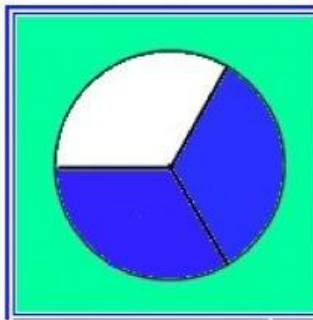


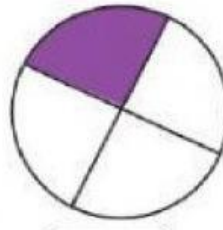
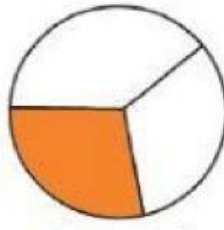

Ficha 4: Número Racional

1) Arrastra cada gráfico con su fracción correspondiente





2) Une con una línea la fracción con su representación gráfica

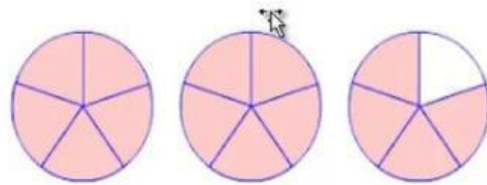
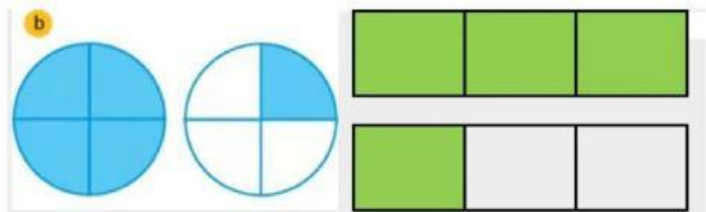


$$\frac{1}{3}$$

$$\frac{1}{5}$$

$$\frac{1}{2}$$

$$\frac{1}{4}$$

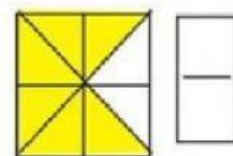
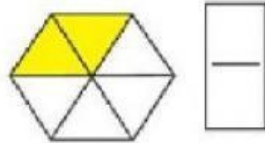


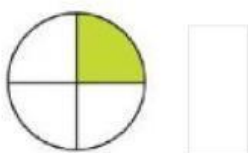
$$\frac{4}{3}$$

$$\frac{5}{4}$$

$$\frac{14}{5}$$

3) Observa, completa y reconoce el numerador y el denominador de cada gráfico





4) Escribe la fracción que representa la parte sombreada de la figura y una fracción de la superficie no sombreada.

Figura	En cifras	
	Parte sombreada	Parte no sombreada
	<div style="border: 1px solid black; width: 40px; height: 60px; margin: 0 auto; position: relative;"> <div style="position: absolute; top: 50%; left: 50%; transform: translate(-50%, -50%); width: 100%; height: 100%; border-top: 1px solid black;"></div> </div>	<div style="border: 1px solid black; width: 40px; height: 60px; margin: 0 auto; position: relative;"> <div style="position: absolute; top: 50%; left: 50%; transform: translate(-50%, -50%); width: 100%; height: 100%; border-top: 1px solid black;"></div> </div>
	<div style="border: 1px solid black; width: 40px; height: 60px; margin: 0 auto; position: relative;"> <div style="position: absolute; top: 50%; left: 50%; transform: translate(-50%, -50%); width: 100%; height: 100%; border-top: 1px solid black;"></div> </div>	<div style="border: 1px solid black; width: 40px; height: 60px; margin: 0 auto; position: relative;"> <div style="position: absolute; top: 50%; left: 50%; transform: translate(-50%, -50%); width: 100%; height: 100%; border-top: 1px solid black;"></div> </div>

5) Escribe con números las fracciones mencionadas:

a) tres quintos =

b) dos décimos =

c) cinco novenos =

d) once doceavos =

