

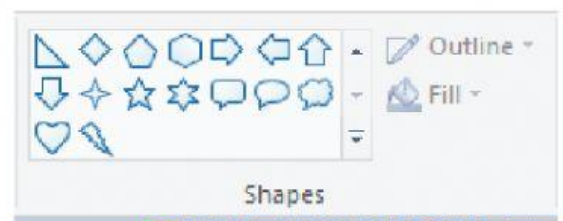

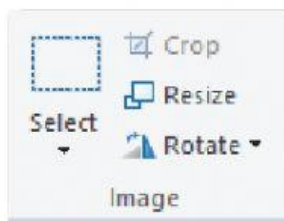

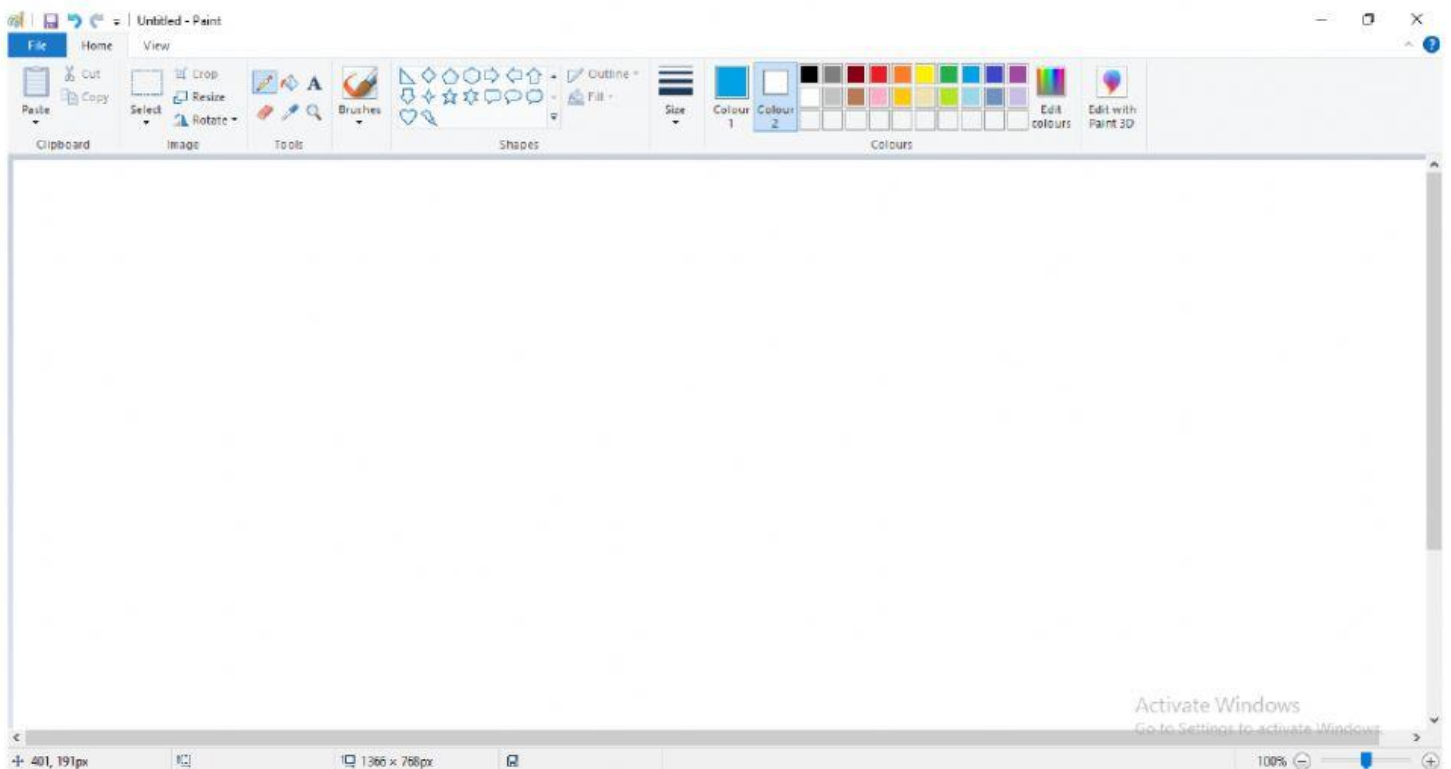
# UNIT 5

## MULTIMEDIA: MS PAINT TOOLS AND THEIR FUNCTIONS



Yr Level:	Subject: ICT	Unit:	
Name :		Date:	

### MICROSOFT PAINT WINDOW



# UNIT 5

## MULTIMEDIA: MS PAINT TOOLS AND THEIR FUNCTIONS

### INSTRUCTIONS

- Read each statement and answer.
- Choose the best answer from the WORD BANK .
- Write your answer on the space provided.

### WORD BANK

Eraser tool	Select tool
Curve tool	Colour picker
Brush tool	Text tool
Pencil tool	Magnifier
Fill with colour	Line tool

1. It looks like a jar that has paint spilling out of it.

---

2. It allows you to select part of a picture.

---

3. It has an image of a magnifying glass.

---

4. This tool has a letter A on it.

---

5. It allows you to type directly onto a picture.

---

6. It allows you to erase small areas of the image by dragging the mouse pointer over the part that you wish to remove.

---

7. It is a button with the image of an eyedropper.

---

8. It is use to fill the image or part of the image with different colours.

---

9. It is use to draw free-form lines by clicking and dragging the mouse.

---

10. It allows you to draw with different brush types.

---

11. This button has an image of a diagonal line.

---

12. It allows you to draw a line with one or two arcs in it.

---

13. It allows you to select the colour of an object and use it to colour your image.

---

14. It increases the size of a part of the picture.

---

15. It is use to draw straight lines.

---