Let's Learn!

Division Using Multiplication Facts

Sharing: Finding the number of items in each group

1 Divide 42 cubes into 6 equal groups.
How many cubes are there in each group?

42 ÷ 6 = ?

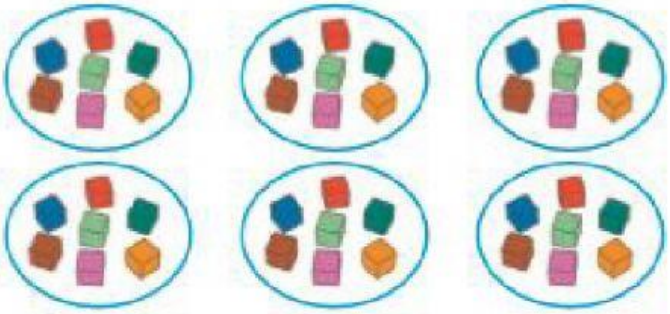

6 × 7 = 42
So, 42 ÷ 6 = 7.

There are 7 cubes in each group.

2 Divide 48 marbles into 8 equal groups.
How many marbles are there in each group?

48 ÷ 8 = ?

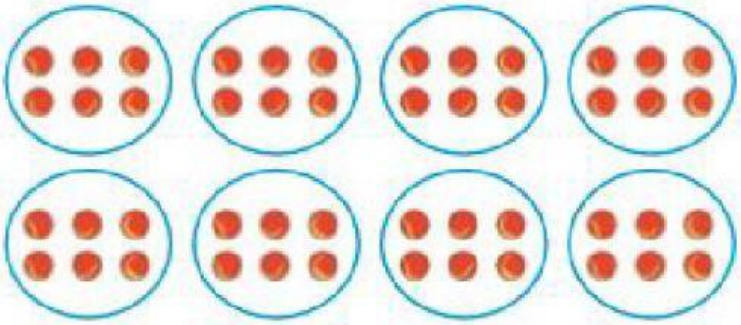

8 × 6 = 48
So, 48 ÷ 8 = 6

There are 6 marbles in each group.

LIVEWORKSHEETS

3. 7 children divided 35 cupcakes equally among themselves.
How many cupcakes does each child get?

4. There are 72 beads on 8 strings.
How many beads are there on each string?

Grouping: Making equal groups

5. Divide 56 paper stars into equal groups.
Put 8 paper stars in each group.
How many groups of paper stars are there?

56 ÷ 8 = ?

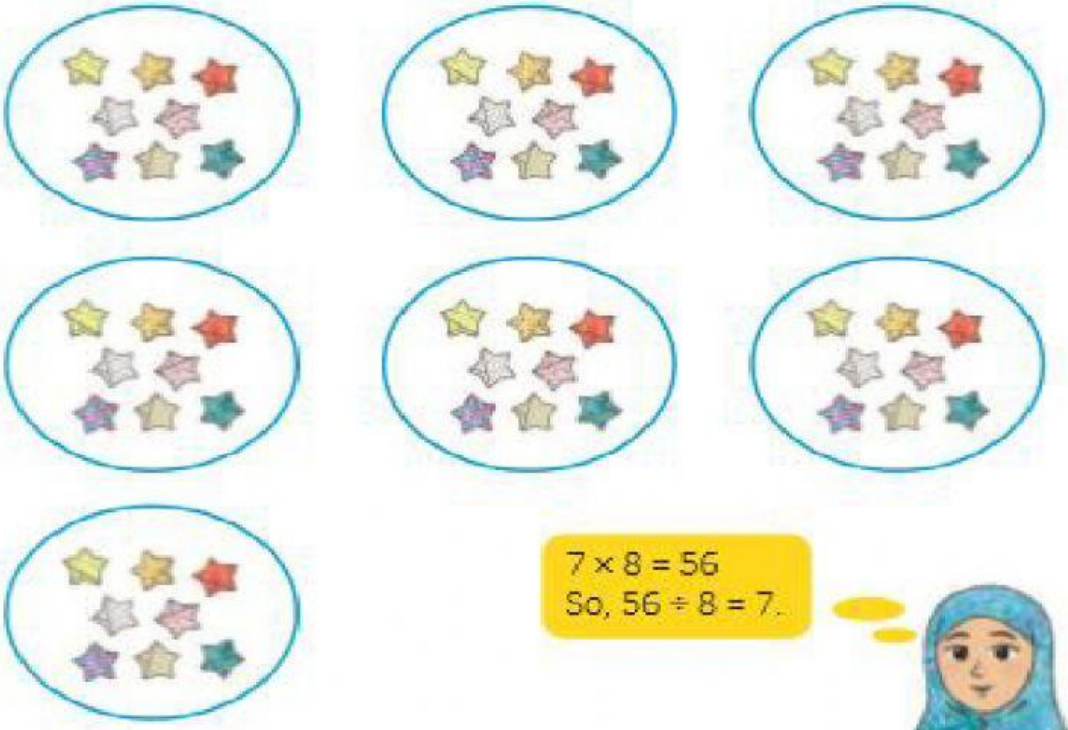

7 × 8 = 56
So, 56 ÷ 8 = 7.

There are 7 groups of paper stars.

LIVEWORKSHEETS

6 Divide 54 biscuits into equal groups.
Put 6 biscuits in each group.
How many groups of biscuits are there?

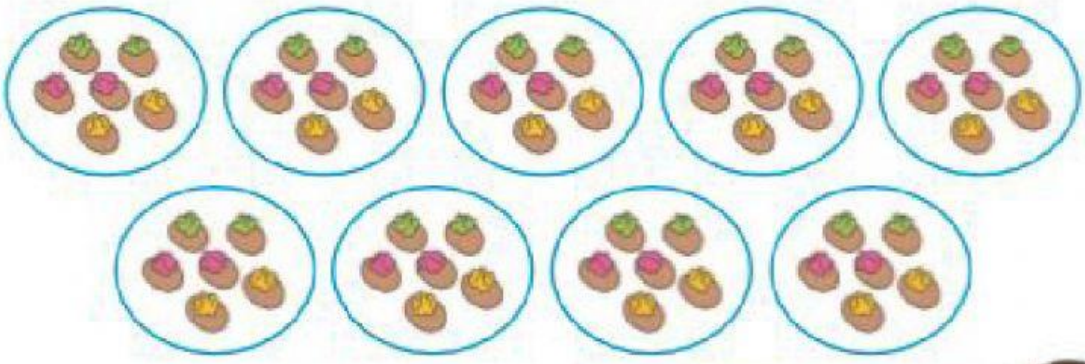

$54 \div 6 =$ ____

There are ____ groups of biscuits.

9 × 6 = 54

So, 54 ÷ 6 = 9

Let's Do These!

7 Divide 64 cakes into some boxes equally.
Put 8 cakes in each box.
How many boxes of cakes are there? ____

8 Work in pairs.
Tell a division story by arranging 6, 7, 8 or 9 objects into groups.
Ask your partner to find the answer to the division story.

Example

Benny bought 36 cakes. He put 9 cakes in 1 box.
How many boxes of cakes are there?

$36 \div 9 = 4$

There are 4 boxes of cakes.

Let's Practise
WB 3A, p 108
Practice 6

LIVEWORKSHEETS

Let's Think!

1 Find the numbers.

a I think of a number.
When I multiply the number by 9, the answer is 72.
What is the number?

8 × 9 = 72

I divide 72 by 9 .

[ ] ÷ [ ] = [ ]

The number is [ ].

b I think of two numbers.
When I multiply each of these numbers by 8, the answers are smaller than 60 but greater than 45.

What are these numbers? [ ]

Let's Practise
WB 3A, p 111
Challenging Practice

Let's Practise
WB 3A, p 112
Problem Solving

LIVEWORKSHEETS