











Double numbers



Name.....

GB1 /




 $6 + 6$	 $3 + 3$
 $2 + 2$	 $10 + 10$
 $8 + 8$	 $5 + 5$
 $4 + 4$	 $8 + 8$



Double numbers



Find **half** of these numbers.
Write the answers in the boxes.




Half of 6 =



Half of 18 =



Half of 10 =



Half of 14 =



Half of 2 =