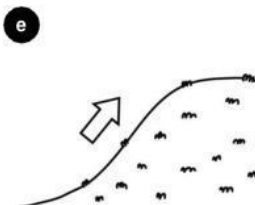

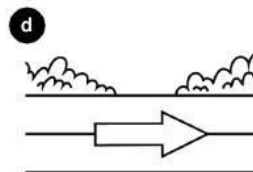

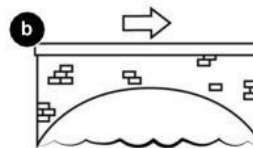

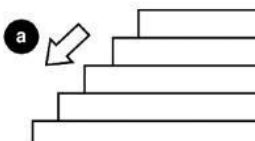





# UNIT 1 TEST

## 1 Listen and match.



## 2 Listen and choose the correct option. Write the numbers.


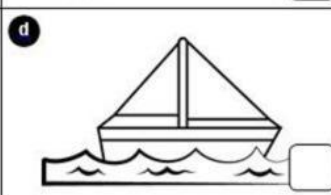

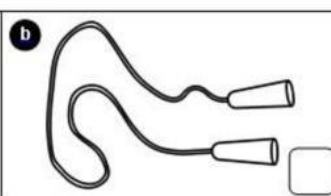

1 Sally and Chen are \_\_\_\_\_.

2 Leo's friends are \_\_\_\_\_.

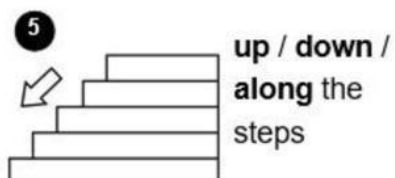
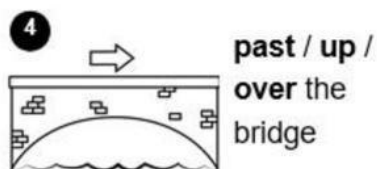
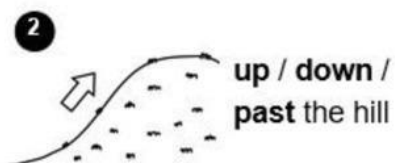

3 Lisa and Anna are \_\_\_\_\_.

4 Ben and his friends are \_\_\_\_\_.


5 Maria and her sister are \_\_\_\_\_.



### 3 Read and choose.



### 4 Read and circle yes or no.



**What are the children doing?**

- |                                      |                 |
|--------------------------------------|-----------------|
| 1 They're playing chess.             | <b>yes / no</b> |
| 2 They're doing judo.                | <b>yes / no</b> |
| 3 They're cycling through the trees. | <b>yes / no</b> |
| 4 They're sailing on the lake.       | <b>yes / no</b> |
| 5 They're skipping down a hill.      | <b>yes / no</b> |



## Write sentences. Use Present Continuous

**Example:** I **AM TAKING** (take) (photos).

1. We \_\_\_\_\_ (listen) to music.
2. She \_\_\_\_\_ (brush) her teeth.
3. You \_\_\_\_\_ (eat) a hamburger.
4. He \_\_\_\_\_ (wash) the car

## DRAG

No, he isn't. Yes, she is. No, she isn't. Yes, he is. Yes, I am. Yes, they are.

1  Is he eating?  
No, he isn't.

2  Is she brushing her hair?  
\_\_\_\_\_

3  Is he listening to music?  
\_\_\_\_\_

4  Are you making a cake?  
\_\_\_\_\_

5  Are they eating?  
\_\_\_\_\_

6  Is she playing football?  
\_\_\_\_\_