



Jolem English



SS1 UO STARTER

I. Look and write



Exercise 1: Look , read and number.



1- Rosy

2- Tim

3- Hello

4- Goodbye

5 - Billy



Exercise 2 : Look , read and circle.



a) Rosy

b) Billy

a) Billy

b) Rosy

a) Tim

b) Billy





Exercise 3 : Look , read and complete.



a



Hello !
What's your name ?



Hi !
My name is

b



Hello !
What's your name ?



Hi !
My name is



Exercise 4 : Read and match.

1 How are you ?

a Hi!

2 Hello !

b I'm fine, thank you.

3 What is your name ?

c Bye !

4 Goodbye!

d My name is Rosy.





Exercise 5 : Look and write

Apple - Annie - Boy - Bat



Handwriting practice box with a dashed line and heart decorations.


Handwriting practice box with a dashed line and heart decorations.

Handwriting practice box with a dashed line and heart decorations.


Handwriting practice box with a dashed line and heart decorations.



Exercise 6 : Look and write the missing letters.



□ n □ i □



a p □ □ e



□ a t



b □ y





Exercise 7 : Look and circle the right pictures.



Exercise 8 : Look and circle the correct sound **a** or **b**.



a b



a b



a b



a b





Exercise 9 : Look, read and match.



Billy



An apple



Annie



A bat



Exercise 10 : Unscramble the letters then write.



paple

nAnie




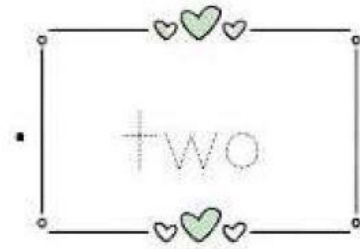

atb

oyb






Exercise 11 : Look , match and trace.




Exercise 12: Count and circle the apples.

a



two apples

b



one apple



Exercise 13: Look and circle.



two apples / one apple



two cats / one cat



two cars / one car



one cap / two caps

