IEG SCHOOL PARTNER

Name: _____ ***Class:*** _____

MOCK TEST 2

Time allowance: 35 minutes

Part A

1. Label the following electrical components.

a. ..... **b.** ..... **c.** ..... **d.** .....

2. a. Tick (✓) one box to complete the sentence.

A bulb will only light up if the circuit has…

a switch. ☐

a break in it. ☐

a battery (or a power source). ☐

b. Which material will light up the bulb when placed in the circuit at B? Circle.

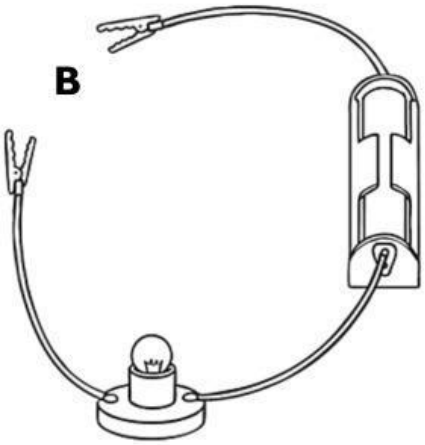

plastic copper wood paper

LIVEWORKSHEETS

3. Fill in the missing letters. Then match each term with its description.

a. s__u__d	o	o	**A.** How high or low a sound is
b. vo__um__	o	o	**B.** Happen when something vibrates
c. __it__h	o	o	**C.** The unit used to measure sound
d. de____bel	o	o	**D.** Move quickly backward and forward
e. vib__a__e	o	o	**E.** How loud or quiet a sound is

4. a. Match each musical instrument to the wave pattern it produces.

violin – makes a high-pitched sound

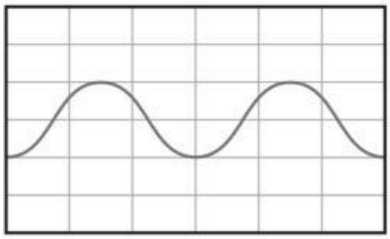

tuba – makes a low-pitched sound

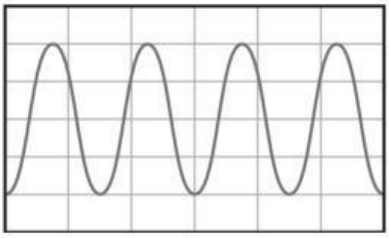

b. Read the sentences. Tick (✓) True or False.

	True	False
a. The violin makes the air vibrate more quickly than the tuba.	☐	☐
b. Low-pitched sounds are always quiet.	☐	☐
c. The height of the waves of a sound can tell us about its pitch.	☐	☐

LIVEWORKSHEETS

5. Look at the pictures. Write the name of the pictures in the correct column.

A

B

C



D

	High-pitched sounds	Low-pitched sounds
Loud sounds		
Quiet sounds		

6. Alex measures sounds around the classroom. Here are his results.

Time	Sound level
09:00	30
10:30	20
12:00	90
14:00	40
16:30	60

a. Tick (✓) the piece of equipment that Alex can use to measure the volume of sounds.

- ☐ Measuring cyliner
- ☐ Thermometer
- ☐ Sound-level meter
- ☐ Ruler

b. What unit is suitable to measure these sounds? .....

c. Why do you think the sound level is the highest at 12:00?

.....

.....

LIVEWORKSHEETS

Part B

7. Harry blows over the top of a bottle. He can hear the sound.

a. What makes the sound in the bottle?

.....

b. What can Harry do to make a louder sound?

.....

8. Amila is playing a drum. When she hits the drum's skin, it makes a sound.

a. What causes the drum to make a sound?

.....

.....

b. Look at the wave pattern from the drum below. Draw in the right-hand box what the wave pattern will look like if the drum is played at a higher volume. (8 pts)

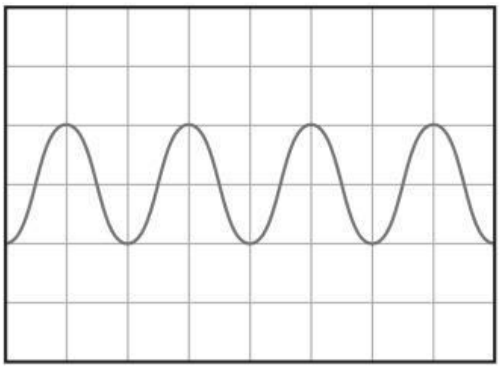



LIVEWORKSHEETS