



Cambridge Primary Programme

CAMBRIDGE GLOBAL ENGLISH 1 PRACTICE READING & WRITING 3

Name: _____

Date: _____

Class: _____

Part 1. Look and read. Put a tick (✓) or a cross (×) in the box.

Examples



This is a hat.

☒

This is a cat.

☐

Questions


1.



This is a shirt.

☐

2.



This is a goat.

☐

3.



This is a hen.

☐

4.



This is a square.

☐

5.



This is a dress.

☐

Part 2. Look and read. Write Yes or No.



Examples

There are two fish in the water.

Yes

.....

There is a bike under the tree.

No

.....

Questions

1. Mum is wearing a skirt.

.....

2. The boy is picking apples.

.....

3. It is sunny.

.....

4. The dog is in the water.

.....

5. There are birds in the tree.

.....

Part 3. Look at the pictures. Look at the letters. Write the words.


0.



____chair____

c / a / h / i / r

1.



c / w / o

2.



p / l / n / a / t / i / n / g

3.




t / a / r / c / t / r / o

4.



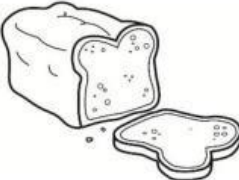





g / l / a / s / s / e

5.



c / h / i / k / c

Part 4. Read, circle and write.

<p>0. This isbread.....</p> <div style="display: flex; align-items: center;"> <div style="border: 1px solid black; padding: 5px; margin-right: 10px;"> <p>bread</p> <p>yogurt</p> </div>  </div>	<p>1. She feeding the chickens.</p> <div style="display: flex; align-items: center;"> <div style="border: 1px solid black; padding: 5px; margin-right: 10px;"> <p>is</p> <p>are</p> </div>  </div>
<p>2. The children planting.</p> <div style="display: flex; align-items: center;"> <div style="border: 1px solid black; padding: 5px; margin-right: 10px;"> <p>are</p> <p>is</p> </div>  </div>	<p>3. is she wearing?</p> <div style="display: flex; align-items: center;"> <div style="border: 1px solid black; padding: 5px; margin-right: 10px;"> <p>What</p> <p>Where</p> </div>  </div>
<p>4. picking strawberries.</p> <div style="display: flex; align-items: center;"> <div style="border: 1px solid black; padding: 5px; margin-right: 10px;"> <p>She's</p> <p>She</p> </div>  </div>	<p>5. I wearing shoes.</p> <div style="display: flex; align-items: center;"> <div style="border: 1px solid black; padding: 5px; margin-right: 10px;"> <p>am</p> <p>are</p> </div>  </div>

Part 5. Put the words into the correct order.

1. are / They / wearing / trousers / blue / . / →
2. I / carrying / am / the fruit / . / →
3. The goat / is / an apple / eating / . / →
4. is / the horse / He / feeding / . / →
5. is / glasses / She / wearing / . / →

Part 6. Look at the pictures and read the questions. Write one-word answers.



skirt

under

feeding

shoes

car

one

Example

How many sheep are there?

one

1. What is the boy wearing?

a T-shirt, trousers and

2. What is the girl wearing?

a T-shirt and a

3. What is Mum doing?

..... the chickens

4. Where is the rabbit?

..... the tree

5. What is next to the cows?

a

__ THE END __