





















Lesson 1 - Skill 1 - CVC WORDS - Recognition Memory

Directions: Say the picture word slowly and listen to the sounds. Circle one letter from each column for the beginning - middle - and final sound. Write the word in the space provided.

<p>1 </p> <p>f a x t o t</p> <p>_____</p>	<p>2 </p> <p>b i p c a t</p> <p>_____</p>	<p>3 </p> <p>d a g s o k</p> <p>_____</p>	<p>4 </p> <p>p i f b o g</p> <p>_____</p>	<p>5 </p> <p>m a t j e n</p> <p>_____</p>
<p>6 </p> <p>b e f d a d</p> <p>_____</p>	<p>7 </p> <p>j a s b u n</p> <p>_____</p>	<p>8 </p> <p>t a p h u b</p> <p>_____</p>	<p>9 </p> <p>v a n f o m</p> <p>_____</p>	<p>10 </p> <p>f a n s u t</p> <p>_____</p>
<p>11 </p> <p>k o t h i d</p> <p>_____</p>	<p>12 </p> <p>p i x m o t</p> <p>_____</p>	<p>13 </p> <p>w e t r u b</p> <p>_____</p>	<p>14 </p> <p>l o p h i d</p> <p>_____</p>	<p>15 </p> <p>s a m h e n</p> <p>_____</p>
<p>16 </p> <p>j e m c a s</p> <p>_____</p>	<p>17 </p> <p>t o d w i p</p> <p>_____</p>	<p>18 </p> <p>b u t p o n</p> <p>_____</p>	<p>19 </p> <p>r u g h a s</p> <p>_____</p>	<p>20 </p> <p>z i n w a p</p> <p>_____</p>

Worksheet from www.TampaReads.com - Illustrations from Phonics Desk Reading Tool by LeapFrog Inc.