

Unit 7 test

Vocabulary

1 Look and write.

clarinet drums flute recorder trombone trumpet



1 _____



2 _____



3 _____



4 _____



5 _____



6 _____

/ 6

2 Look and circle Yes or No.



1 This is cardboard.

Yes / No



2 This is glass.

Yes / No



3 This is silver.

Yes / No



4 This is brass.

Yes / No



5 This is rubber.

Yes / No

/ 5

Grammar

3 Read and circle.

Aquarium Rules

Dear children,

Welcome, ¹ **nobody** / **somebody** / **everybody** !

Please don't give the dolphins ² **something** / **anything** / **nothing** to eat.


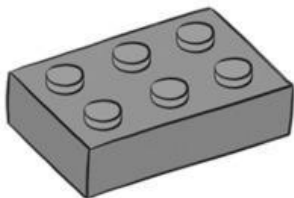
³ **Nobody** / **Anybody** / **Nothing** can touch the sharks. They're dangerous!

When you leave, don't forget your camera. Take ⁴ **anything** / **anybody** / **everything** with you.

Do you want to do ⁵ **something** / **anything** / **nothing** to help sea animals? Keep the aquarium clean!

/ 5

4 Look and complete.



Example: It *isn't* made of gold.

1 It _____
_____ metal.

2 They _____
_____ brass.



3 They _____
_____ silver.

4 It _____
_____ rubber.

/ 4

Reading

5 Read and number the sentences in order.

Homemade drums

By Petra

Everybody in my family loves music. I can play the drums and my aunt Marina has got instruments from many parts of the world. Sometimes we make new instruments, too. This is how we made a drum at home.

First, Marina took a balloon and an old can made out of metal. Then, she cut off the end of the balloon with scissors. She also sawed the can until it was the correct shape. Next, she put everything together with string. She didn't glue anything. After that, Marina touched the drum with her hands to make sure there was nothing wrong. Finally, she played my favourite song with the new drum. It was great!

Playing the drums is fun, but playing homemade drums is even better!

- a She touched it with her hands. _____
- b She finished the drum with string. _____
- c She used scissors to cut the balloon. _____
- d She took a can and a balloon. _____
- e She played a song. _____
- f She sawed part of the can. _____

/ 6

Writing

6 Look and answer the questions.




- 1 What's he doing?
He's playing
- 2 What's she doing?

- 3 What's the teacher doing?

/ 5

Listening

7 Listen and match.



- | | |
|--------------|--------------|
| 1 ____ Olga | 4 ____ Andy |
| 2 ____ Peter | 5 ____ Karen |
| 3 ____ Jack | |

/ 5

Speaking

8 Look and answer the questions.



- Where are the children?
- What instruments are the two girls playing?

/ 4

How do you feel about the test?



happy



OK



disappointed



The best thing about your test is

_____.

You can improve by

_____.

Test score

40