











**Part 1: Look and read. Put a tick or a cross: (10pts)**

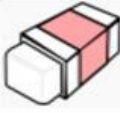







**Example:**

<p><b>1</b> It's number one <input checked="" type="checkbox"/></p>	<p><b>2</b> It's number three <input checked="" type="checkbox"/></p>
---	---

- |   |  |
|---|--|
| <p>1.  I can sing songs. <input type="checkbox"/></p>    | <p>6.  I ride my bike on Thursday. <input type="checkbox"/></p>    |
| <p>2.  I can count numbers <input type="checkbox"/></p>  | <p>7.  I can spell words. <input type="checkbox"/></p>             |
| <p>3.  It's Friday. <input type="checkbox"/></p>         | <p>8.  Z z Zoo. <input type="checkbox"/></p>                        |
| <p>4.  It's a ruler. <input type="checkbox"/></p>        | <p>9.  Y y yogurt <input type="checkbox"/></p>                      |
| <p>5.  It's a pencil case. <input type="checkbox"/></p> | <p>10.  I listen to music on Tuesday. <input type="checkbox"/></p> |

**Part 2: Unscramble the words: (8pts)**

**Example:**  pen

- |  |   |
|--|---|
| <p>1.  _____ <span style="display: inline-block; border: 1px solid black; border-radius: 50%; padding: 2px;">s</span> <span style="display: inline-block; border: 1px solid black; border-radius: 50%; padding: 2px;">r</span> <span style="display: inline-block; border: 1px solid black; border-radius: 50%; padding: 2px;">a</span><br/> <span style="display: inline-block; border: 1px solid black; border-radius: 50%; padding: 2px;">e</span> <span style="display: inline-block; border: 1px solid black; border-radius: 50%; padding: 2px;">e</span> <span style="display: inline-block; border: 1px solid black; border-radius: 50%; padding: 2px;">r</span></p> | <p>5.  _____ (z/b/e/r/a)</p>  |
| <p>2.  _____ <span style="display: inline-block; border: 1px solid black; border-radius: 50%; padding: 2px;">o</span> <span style="display: inline-block; border: 1px solid black; border-radius: 50%; padding: 2px;">o</span><br/> <span style="display: inline-block; border: 1px solid black; border-radius: 50%; padding: 2px;">z</span></p>  | <p>6.  _____ (r/e/l/u/r)</p>  |
| <p>3.  _____ <span style="display: inline-block; border: 1px solid black; border-radius: 50%; padding: 2px;">c</span> <span style="display: inline-block; border: 1px solid black; border-radius: 50%; padding: 2px;">y</span> <span style="display: inline-block; border: 1px solid black; border-radius: 50%; padding: 2px;">o</span><br/> <span style="display: inline-block; border: 1px solid black; border-radius: 50%; padding: 2px;">n</span> <span style="display: inline-block; border: 1px solid black; border-radius: 50%; padding: 2px;">r</span> <span style="display: inline-block; border: 1px solid black; border-radius: 50%; padding: 2px;">a</span></p> | <p>7.  _____ <span style="display: inline-block; border: 1px solid black; border-radius: 50%; padding: 5px;">e d s<br/>d w n y<br/>a e</span></p> |
| <p>4.  _____ (T/h/r/u/s/a/d/y)</p>  | <p>8.  _____ (S/t/a/u/r/d/y/a)</p>   |

**Part 2: Reorder the words to make a sentence.**

**Example:** My/ is/ name/ Anna. ....My name is Anna.....

1. I / spell/ can/ words. ....
2. I / draw / on/ pictures/ Saturday. ....
3. What/ is / it/ day/ today? .....

4. Pick/ your/ up/ pencil case. ....

5. Sunday. / It's .....

**Part 3: Look, read and circle the correct answer:**

1. What do you do on Tuesday?

A. I sing songs on Tuesday.

B. It's a ruler.

C. It's a cat.

2. What day is it today?

A. I can draw pictures.

B. It's a Monday.

C. It's an eraser.

3. Can you see the ruler?

A. No, I don't.

B. I'm great.

C. Yes, I can.

4. Is this your book?

A. Yes, it is.

B. Yes, I can.

C. No, thank you.

5. Milk?

A. Yes, please.

B. I'm fine.

C. No, I don't.

**LISTENING: (15pts)**

**Part 1: Listen and number**



**Part 2: Listen and tick the box**

1. what is it?



A.

B.

C.

2. What day is it today?



A.

B.

C.

3. what do you like?



A.

B.

C.

4. What do you want?



A.

B.

C.

5. what do you do on Friday?



A.

B.

C.

**Part 3: Listen and write a name or a number:**

**Questions:**

6. How many chicken has Kim's mum got? .....

7. What is the name of Kim's duck? .....

8. How many goats are in the garden? .....

9. What is the lizard's name? .....

10. How old is the lizard? .....