













Marks:

HOMEWORK

Name:

Question 1: Listen and tick (☑). There's one example.



(file nghe dành cho cả Question 1 và Question 2, mỗi bài nghe 2 lần, có thể tua nhanh)

1	a.  <input checked="" type="checkbox"/>	b.  <input type="checkbox"/>	2	a.  <input type="checkbox"/>	b.  <input type="checkbox"/>
3	a.  <input type="checkbox"/>	b.  <input type="checkbox"/>	4	a.  <input type="checkbox"/>	b.  <input type="checkbox"/>
5	a.  <input type="checkbox"/>	b.  <input type="checkbox"/>	6	a.  <input type="checkbox"/>	b.  <input type="checkbox"/>

Question 2: Listen and draw the lines. There's one example.

a. 	b. 	c. 
--	--	--

① ② ③ ④ ⑤ ⑥

d. 	e. 	f. 
--	--	--

Question 3: Look and read, put a tick (☑) or cross (☒) in the box. There's one example.



1. It's a bird.

3. They are my pencil cases.

5. She's singing.



2. I like cooking.



4. He's reading a book.



6. The dog is sleeping.

Question 4: Look, read and match. There's one example.



1. He has a dog.



2. There's one apple.



3. There are three pears.

4. I don't have a dog. I have a cat.



5. There's a bird. There isn't a cat.

6. There isn't bird. There's a rabbit.

Question 5: Look at the pictures Write the words.



Question 6 :Put the words in order.

1. have / I / don't / a / dog .

→

2. ants / are / those / ladybirds / and

→

3. are / green / these / apples / watermelons / and / .

→

4. is / He / sleeping / bed / on / the / .

→

5. are / Where / birds / the / ?

→

Question 7: Read and write the numbers.

1. one hundred and fourteen:

.....

2. four hundred and twenty:

.....

3. two hundred forty – six:

.....

4. nine hundred and fifty - eight:

.....

5. six hundred and twelve:

.....