

















Exercise 1: Fill the missing letters and match.

















1. cr.....c.....d.....le	2.pp.....	3.ir.....ffe	4. l.....o.....
--------------------------	----------------	-------------------	-----------------

a. 	b. 	c. 	d. 
--	--	---	--





Exercise 2: Circle the correct option.

1.   a. These are horses. b. Those are horses.	2.   a. These are peacocks. b. Those are peacocks.
3.   a. These are monkeys. b. Those are monkeys.	4.   a. These are crocodiles. b. Those are crocodiles.
5.   a. These are lions. b. Those are lions.	6.   a. These are giraffes. b. Those are giraffes.
7.   a. These are tigers. b. Those are tigers.	8.   a. These are hippos. b. Those are hippos.













Exercise 3: Look and tick.

1. What are these animals? They're giraffes.    	2. What are these animals? They're lions.    
3. What are these animals? They're crocodiles.    	4. What are these animals? They're hippos.    

Exercise 4: Look and complete:

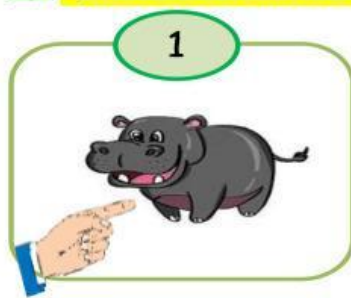
1.  What are animals? They're	2.  What are animals? They.....
3.  What these? They.....	4.  are these? They.....

Exercise 5: Listen and tick the correct picture.

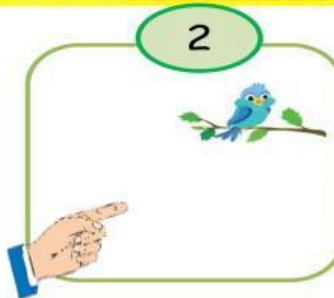
1. a. <input type="checkbox"/> 	b. <input type="checkbox"/> 	c. <input type="checkbox"/> 
2. a. <input type="checkbox"/> 	b. <input type="checkbox"/> 	c. <input type="checkbox"/> 
3. a. <input type="checkbox"/> 	b. <input type="checkbox"/> 	c. <input type="checkbox"/> 
4. a. <input type="checkbox"/> 	b. <input type="checkbox"/> 	c. <input type="checkbox"/> 



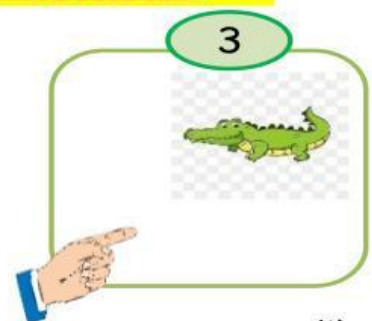
Exercise 7. Look and write. Use this, that, these, those, is, are



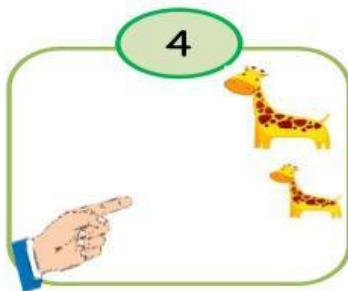
This is a hippo.



_____ a bird




_____ crocodile.



_____ giraffes



_____ peacock.



_____ monkeys.



Exercise 8. Read and complete.

animals

those

that

land

friendly

peacocks



Mary and Tom are reading about (1)_____. This is a small hippo. It's gray, and it's in the water. (2)_____ is a giraffe. It has long neck and legs, and it's in the (3)_____. Mary can't see it. These are (4)_____. They are dancing, and they look happy. (5)_____ are big elephants. They are eating. They look (6)_____. Marry and Tom like peacocks. What about you?