

### CLOTHES 12




1 12 Watch the film and tick (✓) the things that you see.

a red hat	<input type="checkbox"/>	a pair of glasses	<input type="checkbox"/>	a black T-shirt	<input type="checkbox"/>	a blue jacket	<input type="checkbox"/>
a blue T-shirt	<input type="checkbox"/>	a nice dress	<input type="checkbox"/>	a green jumper	<input type="checkbox"/>	a white shirt	<input type="checkbox"/>
a yellow top	<input type="checkbox"/>	black trousers	<input type="checkbox"/>	jeans	<input type="checkbox"/>	shorts	<input type="checkbox"/>
green shoes	<input type="checkbox"/>	black shoes	<input type="checkbox"/>	a watch	<input type="checkbox"/>		

2 12 Complete the questions that Alex asks. Then watch the film again and check your answers.

- What are you wearing?
- And what do you wear to school?
- And what do you wear when it rains?
- And what do you wear when it's hot?
- And what do you wear to a party?

3 12 Match the students (1-3) with the clothes they wear at different times (A-L). Then watch the last part of the film and check your answers.

	to school	when it rains	when it's hot	a party
<b>1</b>  <b>Georgia</b>	<b>A</b> a black jumper yellow top black trousers	<b>D</b> a jacket	<b>G</b> shorts a T-shirt	<b>J</b> new trousers a new shirt
<b>2</b>  <b>Falco</b>	<b>B</b> black trousers a black jumper	<b>E</b> a coat	<b>H</b> a T-shirt jeans	<b>K</b> a nice dress
<b>3</b>  <b>Gabby</b>	<b>C</b> white shoes black trousers a nice shirt	<b>F</b> a raincoat	<b>I</b> shorts a T-shirt	<b>L</b> dresses and jackets



### TALKING POINTS

4 Now turn to page 95 of the Student's Book and answer the questions.