

LISTENING ACTIVITY 1 – Lessons 1 to 4










Listen and circle the number you hear.

- | | | | | | | | | | | | | | | |
|--|---|---|--|---|---|--|---|---|--|---|---|---|----|---|
| 1. <table border="1" style="display: inline-table; vertical-align: middle;"><tr><td>5</td></tr><tr><td>9</td></tr></table> | 5 | 9 | 3. <table border="1" style="display: inline-table; vertical-align: middle;"><tr><td>1</td></tr><tr><td>2</td></tr></table> | 1 | 2 | 5. <table border="1" style="display: inline-table; vertical-align: middle;"><tr><td>4</td></tr><tr><td>1</td></tr></table> | 4 | 1 | 7. <table border="1" style="display: inline-table; vertical-align: middle;"><tr><td>5</td></tr><tr><td>4</td></tr></table> | 5 | 4 | 9. <table border="1" style="display: inline-table; vertical-align: middle;"><tr><td>10</td></tr><tr><td>0</td></tr></table> | 10 | 0 |
| 5 | | | | | | | | | | | | | | |
| 9 | | | | | | | | | | | | | | |
| 1 | | | | | | | | | | | | | | |
| 2 | | | | | | | | | | | | | | |
| 4 | | | | | | | | | | | | | | |
| 1 | | | | | | | | | | | | | | |
| 5 | | | | | | | | | | | | | | |
| 4 | | | | | | | | | | | | | | |
| 10 | | | | | | | | | | | | | | |
| 0 | | | | | | | | | | | | | | |
| 2. <table border="1" style="display: inline-table; vertical-align: middle;"><tr><td>3</td></tr><tr><td>7</td></tr></table> | 3 | 7 | 4. <table border="1" style="display: inline-table; vertical-align: middle;"><tr><td>6</td></tr><tr><td>3</td></tr></table> | 6 | 3 | 6. <table border="1" style="display: inline-table; vertical-align: middle;"><tr><td>3</td></tr><tr><td>6</td></tr></table> | 3 | 6 | 8. <table border="1" style="display: inline-table; vertical-align: middle;"><tr><td>8</td></tr><tr><td>2</td></tr></table> | 8 | 2 | 10. <table border="1" style="display: inline-table; vertical-align: middle;"><tr><td>5</td></tr><tr><td>9</td></tr></table> | 5 | 9 |
| 3 | | | | | | | | | | | | | | |
| 7 | | | | | | | | | | | | | | |
| 6 | | | | | | | | | | | | | | |
| 3 | | | | | | | | | | | | | | |
| 3 | | | | | | | | | | | | | | |
| 6 | | | | | | | | | | | | | | |
| 8 | | | | | | | | | | | | | | |
| 2 | | | | | | | | | | | | | | |
| 5 | | | | | | | | | | | | | | |
| 9 | | | | | | | | | | | | | | |



Listen and put a check (✓) under the correct picture.

- | | | | | | |
|--|---|--|---|--|---|
| 1.  <input checked="" type="checkbox"/> |  _____ | 2.  _____ |  _____ | 3.  _____ |  _____ |
| 4.  _____ |  _____ | 5.  _____ |  _____ | 6.  _____ |  _____ |




Listen and write the number under the correct picture.






1











Listen and circle the word you hear.

1. your

our

3. her

his

5. your

our

2. his

her

4. our

their

6. my

its





Listen and put a check (✓) under the correct picture.



1. ✓





2. _____





3. _____





4. _____






5. _____





6. _____






7. _____







8. _____





9. _____





10. _____

