

LEVEL INTRODUCTION

# Tones Thanh điệu



- ① Thanh điệu tiếng Việt  
Vietnamese tones
- ② Dấu câu  
Tone marks
- ③ Nói “cảm ơn”, “xin lỗi”  
Say “Thank you”, “Sorry”



## LET'S TALK




ma  
ghost



mà  
but



mả  
tomb



mã  
code



má/mẹ  
mother



mạ  
rice seedling



# VIETNAMESE TONES

Ngang

Huyền

Hỏi

Ngã

Sắc

Nặng

high flat


flat low

falling rising

high rising

rising

short low



ma

mà

mả

mã

má

mạ

ghost

but

tomb

code

mother

seedling



# PRACTICE

# Luyện tập

Pronounce those words below

1.

Bồ

2.

Bố

3.

Bổ

4.

Bộ

5.

Khó

6.

Khò

7.

Kho

8.

Khỗ

9.

Ta

10.

Tà

11.

Tạ

12.

Tá



# PRACTICE

# Luyện tập

Listen to your teacher and guess the sound

1. BỒ
2. BỔ
3. BỔ
4. BỘ
5. KHÓ
6. KHÒ
7. KHO
8. KHỔ
9. TA
10. TÀ
11. TẠ
12. TÁ



# PRACTICE

# Luyện tập

Ngang	Huyền	Hỏi	Ngã	Sắc	Nặng
ma	mà	mả	mã	má	mạ
nơ	nờ	nở	nỡ	nớ	nợ
vo	vò	vỏ	vỡ	vó	vợ
se	sè	sẻ	sẻ	sé	sẹ







## Cảm ơn

Thank you

Phrase

## Xin lỗi

Sorry  
Excuse me

Phrase

## Không có gì Không sao

You're welcome  
No problem

Phrase





# “Xin lỗi”

“Excuse me” in Vietnamese is used to show politeness in a very formal context. Especially, When you forget what they just said.





# LET'S TALK

# Nói chuyện



A: Cảm ơn em.

B: Không có gì.



Xin lỗi.



# Tôi






I

pronoun

Differently in English, in Vietnamese, there are many ways to refer to "I". The easiest one is "Tôi". However, it is rarely used in daily life and people usually refer to themselves by their name or via the pronouns such as "em", "anh", "chị", etc.



## First personal pronouns in Vietnamese

1 <sup>st</sup> personal pronouns	Age
Cháu	People of your grandparents' age 
Con	People of your parent's age 
Em	People older than you 
Tôi, mình, etc or your name	People around your age 
Anh Chị	People younger than you 



A:...

B: Không có gì



A:...

B: Không sao





# Cà phê



*Cà phê* is a French loanword from *café*. In Vietnam, *cà phê* is more than just a drink.





## Practice Homework

Listen to the audio file and read the whole pronunciation sheet out loud.

## Immersion Homework

Say “Cảm ơn”, “Xin lỗi”, “Không có gì” to your friends.