Lesson 7-5

State the y-intercept, domain, range, and horizontal asymptote for the graph of each exponential function. State if the function shows exponential growth or exponential decay.

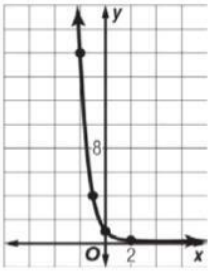

y-intercept:

Domain:

Range:

Horizontal Asymptote:

Growth or Decay

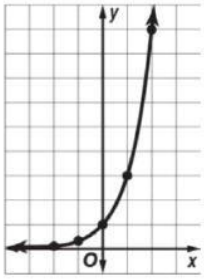

y-intercept:

Domain:

Range:

Horizontal Asymptote:

Growth or Decay

Match each exponential function to the correct graph.

$y = \left(\frac{1}{2}\right)^x$ $\quad$ $y = 3^x$ $\quad$ $y = \left(\frac{1}{3}\right)^x + 1$ $\quad$ $y = 2^x + 2$

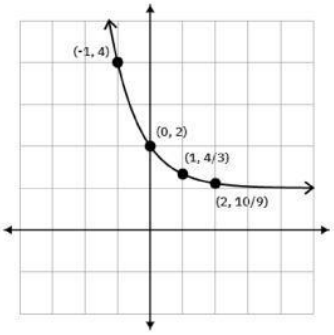

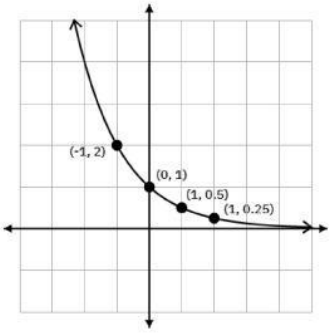

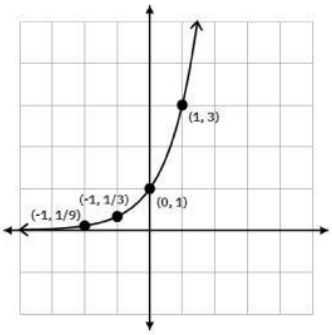

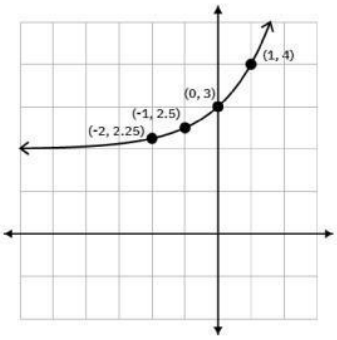

LIVEWORKSHEETS