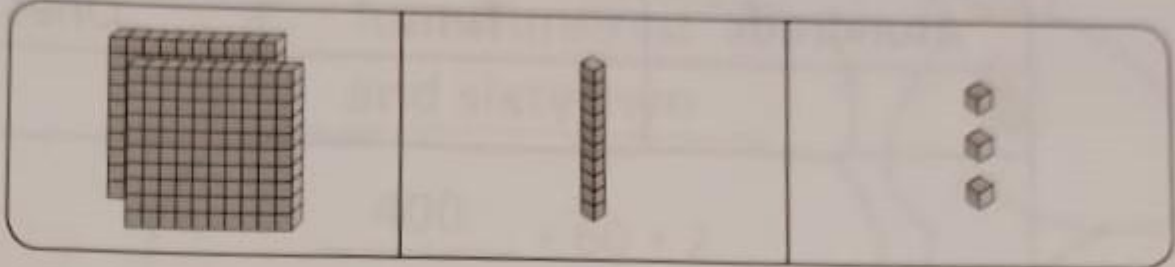


## Practice 2 Place Value

1. Study the charts.  
Then, write the numbers and words.

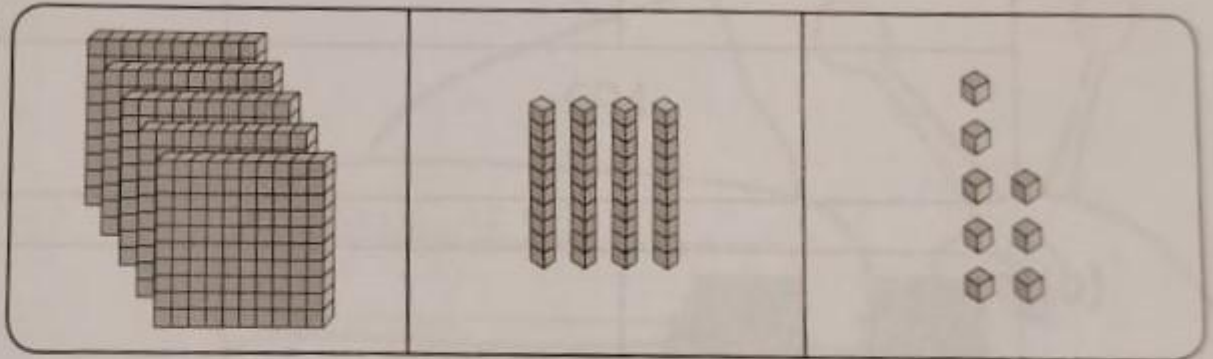
### Example



Hundreds	Tens	Ones
2	1	3




213  
two hundred and thirteen

(a)



Hundreds	Tens	Ones

(b)




Hundreds

Tens

Ones

(c)




Hundreds

Tens

Ones

(d)


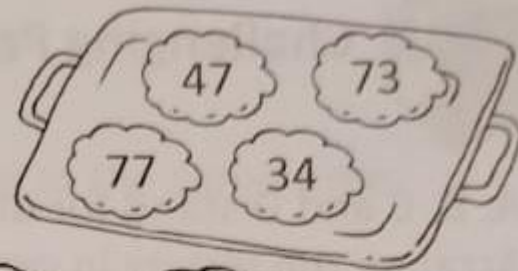


Hundreds


Tens

Ones



- (a) Arrange these numbers in order.  
Begin with the smallest.



- (b) Arrange these numbers in order.  
Begin with the greatest.



- (c) Arrange these numbers in order.  
Begin with the smallest.



### Practice 3 Comparing and Ordering Numbers within 1000

1. Fill in the blanks with **greater than** or **smaller than**.

(a) 256 is \_\_\_\_\_ 246.

(b) 118 is \_\_\_\_\_ 181.

(c) 595 is \_\_\_\_\_ 959.

(d) 555 is \_\_\_\_\_ 550.

(e) 1000 is \_\_\_\_\_ 100.

(f) 389 is \_\_\_\_\_ 393.

To compare two numbers, compare the hundreds first.

If the hundreds are the same, compare the tens.

If the tens are the same, compare the ones.

