Name_____ Date_____

The Staff - High and Low

Notes that are higher on the staff have a higher sound or **pitch**.



This note sounds higher than this note.

---

1. Draw a note on the indicated line or space, then circle the highest note you drew on the staff.

Space 1	Space 4	Line 3	Line 4	Space 1	Space 3	Line 5	Line 2

2. Draw a note on the indicated line or space, then circle the lowest note you drew on the staff.

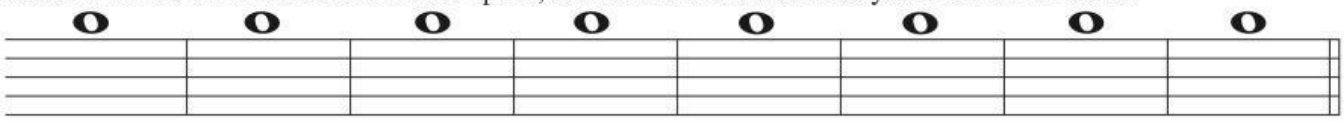

Line 5	Space 3	Line 1	Space 1	Space 4	Line 3	Line 2	Space 2

3. Circle the higher note in each pair.



4. Circle the lower note in each pair.



5. By using H (higher) and L (lower) indicate wheather the first note of each pair sounds higher or lower than the second note.



___ ___ ___ ___ ___ ___

Finale® Worksheets, Copyright © 2009 by MakeMusic, Inc.
MakeMusic grants permission to duplicate this worksheet for non-profit, educational use only, provided each copy includes this copyright notice.
Copies may not be sold or included in any materials offered for sale to the general public.

LIVEWORKSHEETS