

4 GRAMMAR PRACTICE Write the article a or an for each occupation.


- 1 I'm architect. 3 He's not banker. 5 She is singer.
2 She's student. 4 He is musician. 6 I'm not athlete.

5 PAIR WORK Point to the people on page 4. Say *He's* _____ or *She's* _____.

“ He's a teacher. ”

“ She's a flight attendant. ”


6 VOCABULARY / GRAMMAR PRACTICE Read the names and occupations. Write affirmative and negative statements.




Orlando Bloom actor



LUIS MIGUEL
SINGER



Joo Yeon Sir



Marta
ATHLETE

1 Orlando Bloom *is an actor. He's not a singer.*

2 Luis Miguel

3 Joo Yeon Sir

4 Marta

DIGITAL
MORE
EXERCISES

NOW YOU CAN

Tell a classmate your occupation

1 ► 1:15 CONVERSATION MODEL Read and listen.

A: What do you do?
B: I'm an architect. And you?
A: I'm a banker.

2 ► 1:16 RHYTHM AND INTONATION Listen again and repeat. Then practice the Conversation Model with a partner.

3 CONVERSATION ACTIVATOR With a partner, personalize the conversation. Use your own occupations.

A: What do you do?
B: I'm And you?
A: I'm

4 CHANGE PARTNERS Tell another classmate your occupation.

