

PAPER 2 Listening
(approximately 30 minutes including 8 minutes' transfer time)

Listening PART 1

TIP
Read each question. Think about the tense (e.g. present, past) the question is in.

Look at the five questions and decide which tense most of the conversations will be in (past, present or future). How do you know this? Fill in the table. The first one has been done for you.

question	tense + how you know
1	Present tense. The word 'doesn't' is in the present tense.
2	
3	
4	
5	

Look at questions 2 and 3 and answer these questions.

- 1 What are the names of the subjects in question 2?
- 2 What are the three things the woman is doing in each picture in question 3?
- 3 What other words, like 'next' or 'first', tell us what order things happen in?

Thinking about the tense and the order of the information you hear can help you find the correct answer.

Now listen to the recording and answer questions 1–5.

PART 1

QUESTIONS 1–5

You will hear five short conversations.
You will hear each conversation twice.
There is one question for each conversation.
For questions 1–5, put a tick (✓) under the right answer.

Example:

0 How many people were at the meeting?

3

A

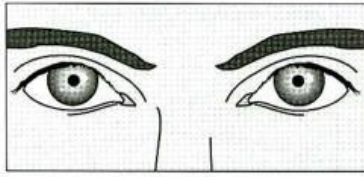
13

B

30

C

1 What doesn't the girl like about her photo?



A



B




C


2 Which is the boy's next lesson?



A



B



C

3 What will the woman do first?



A




B




C

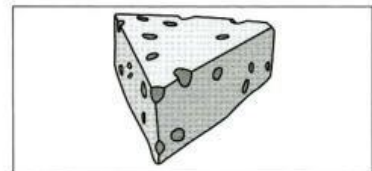
4 What do they need to buy for dinner?



A

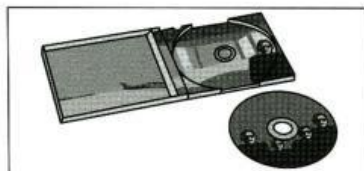


B



C

5 What did Joe get for his birthday?



A



B



C

Listening PART 2

TIP

Look at the task and think about the kind of conversation you will hear. Are the people talking about what they prefer, deciding something, choosing or explaining?

Look at everything written on the question paper. Answer these questions.

- 1 Who is talking?
- 2 What are they talking about?
- 3 What are the headings for the two lists, 6–10 and A–H?
- 4 Are the speakers choosing where to put each picture or explaining what each picture looks like?

In the table opposite there is a list of some of the things Gemma and Harry are doing in their conversation, like agreeing and disagreeing (not agreeing). Listen to the recording, stopping and starting when you want to. Try to fill in the table with the expressions you hear the people use. The first one has been done for you.

what the speakers are doing	expressions they use
agreeing	<i>Good idea! OK. You're right. Great!</i>
disagreeing	
talking about things they like	
talking about things they don't like	
asking for an idea	
giving an idea / making a suggestion	

Now listen to the recording and answer questions 6–10.

PART 2

QUESTIONS 6–10

Listen to Gemma and her husband, Harry, talking about pictures for their new house.
Which picture will they put in each room?
For questions 6–10, write a letter A–H next to each room.
You will hear the conversation twice.

Example:

0 living room B

Rooms

6 bathroom

7 bedroom

8 kitchen

9 hall

10 dining room

Pictures

A beach

B cathedral

C Gemma's parents

D Harry's village

E horses

F mountains

G racing cars

H river

Listening PART 3

TIP

Think about what information you need to listen for.

Look at the instructions, the example and the five questions, 11–15.

Answer these questions.

- 1 What is Grace telling a friend about?
- 2 What is the name of the place Grace stayed at?
- 3 What do you think the friend asks Grace about before the answer to question 11?
- 4 What do you think the friend asks Grace about before the answer to question 12?
- 5 What do you think the friend asks Grace about before the answer to question 13?
- 6 In question 14, do you think Grace was happy with the food?
- 7 In question 15, do you think Grace was happy about the hotel in general?

Now listen to the recording, stopping and starting when you need to, and write down all the questions the friend asks Grace.

The friend's questions help you know when you have to listen carefully to find the right answers.

Now listen to the recording and answer questions 11–15.

PART 3

QUESTIONS 11–15

Listen to Grace telling a friend about a hotel.
For questions 11–15, tick (✓) A, B or C.
You will hear the conversation twice.

Example:

- 0 The name of the hotel is
- | | | |
|---|------------------|-------------------------------------|
| A | Rosebank Hotel. | <input checked="" type="checkbox"/> |
| B | Rosewood Hotel. | <input type="checkbox"/> |
| C | Rosemount Hotel. | <input type="checkbox"/> |
-

- 11 The hotel is
- | | | |
|---|----------------|--------------------------|
| A | in a town. | <input type="checkbox"/> |
| B | on a mountain. | <input type="checkbox"/> |
| C | near the sea. | <input type="checkbox"/> |

- 12 At the hotel, Grace could
- | | | |
|---|------------------------|--------------------------|
| A | play golf. | <input type="checkbox"/> |
| B | play tennis. | <input type="checkbox"/> |
| C | use the swimming pool. | <input type="checkbox"/> |

- 13 In Grace's room, there was
- | | | |
|---|-------------------|--------------------------|
| A | a fridge. | <input type="checkbox"/> |
| B | a video player. | <input type="checkbox"/> |
| C | a coffee machine. | <input type="checkbox"/> |

- 14 In the restaurant, Grace had
- | | | |
|---|------------------------|--------------------------|
| A | too few vegetables. | <input type="checkbox"/> |
| B | a lot of fried food. | <input type="checkbox"/> |
| C | chips with every meal. | <input type="checkbox"/> |

- 15 Grace says the hotel was
- | | | |
|---|---------|--------------------------|
| A | cheap. | <input type="checkbox"/> |
| B | boring. | <input type="checkbox"/> |
| C | noisy. | <input type="checkbox"/> |

Listening PART 4

TIP

Check your answers when you listen for the second time and when you copy your answers onto the answer sheet.

For questions 16–20 you have to write down information about a holiday English course. Look at the notes and decide what kind of information to listen for. Are you listening for numbers, times, dates, prices, ages, spellings of names or a word? Note the kind of information below.

- Question 16
- Question 17
- Question 18
- Question 19
- Question 20

Remember you will hear the conversation twice so do not worry if you are not sure about an answer the first time. When you listen the second time, you can also check that all your answers are correct.

Now listen to the recording and answer questions 16–20.

At the end of the test, you have to copy all your answers onto an answer sheet. This is when some candidates make mistakes. You need to check that you write each answer in the right place and that your handwriting is easy to read.

Here are the answers given by one candidate. What do you think about these answers? Will the candidate get a mark for each answer?

Part 4		Do not write here
16	<i>thirteen years old or more</i>	1 16 0 <input type="checkbox"/> <input type="checkbox"/>
17	<i>ll</i>	1 17 0 <input type="checkbox"/> <input type="checkbox"/>
18	<i>family</i>	1 18 0 <input type="checkbox"/> <input type="checkbox"/>
19	<i>£ 619</i>	1 19 0 <input type="checkbox"/> <input type="checkbox"/>
20	<i>Forty</i>	1 20 0 <input type="checkbox"/> <input type="checkbox"/>

PART 4

QUESTIONS 16–20

You will hear a conversation about a holiday English course.
Listen and complete questions 16–20.
You will hear the conversation twice.

HOLIDAY ENGLISH COURSE

Place: *Oxford*

Students must be: **16**

Starting date: **17**

Students stay with: **18**

Price of course: **19**

College in: **20**

Listening PART 5

TIP

Don't write more than you need to.

Before you listen, look at the instructions and notes about an air museum.

Answer these questions.

- 1 What kind of word must you listen for in question 21?
- 2 What information do you need to write down in question 22?
- 3 What will you write in question 23?
- 4 What will you need to write in question 24?
- 5 What will you write in question 25?

Now listen to the recording and answer questions 21–25.

When you have finished and checked the answers, look at one candidate's answers, opposite. What is the problem with these answers?

Part 5		Do not write here
21	The village of Cherford	1 21 0 <input style="width: 20px;" type="text"/> <input style="width: 20px;" type="text"/>
22	Take the 51 bus from Cherford station	1 22 0 <input style="width: 20px;" type="text"/> <input style="width: 20px;" type="text"/>
23	7.15pm and in winter closes at 4pm	1 23 0 <input style="width: 20px;" type="text"/> <input style="width: 20px;" type="text"/>
24	For adults £6, for children/students £4.50, for families £18	1 24 0 <input style="width: 20px;" type="text"/> <input style="width: 20px;" type="text"/>
25	Sundays -you should book seven days before	1 25 0 <input style="width: 20px;" type="text"/> <input style="width: 20px;" type="text"/>

If you only need to write one or two words or a day or a number to answer the question, don't write more.

Part 5

QUESTIONS 21–25

You will hear some information about an air museum.

Listen and complete questions 21–25.

You will hear the information twice.

AIR MUSEUM

Museum has: 140 planes

Museum is near village of: **21**

From village, get bus number: **22**

Summer opening times: **23** 10 a.m. to p.m.

Price of family ticket: **24** £

Day for plane trips: **25**

You now have 8 minutes to write your answers on the answer sheet.