



Grammar Steps 1

Present simple


1 (*) Zakreśl właściwą formę.

- 1 I want / wants some boots this winter.
- 2 You like / likes my new trainers.
- 3 We go / goes to the leisure centre on Saturday.
- 4 Sam buy / buys a lot of baseball caps.
- 5 My brother play / plays football in the park.
- 6 They listen / listens to music in their bedroom.
- 7 My dog have / has sausages for breakfast!
- 8 I wear / wears jeans on Saturday.

2 (**) Uzupełnij tekst na blogu. Zastosuj wyrazy z ramki we właściwej formie czasu *present simple*.

live do have got work go come

Hi, I'm Sam! Welcome to my blog!
My family and I ¹ come from Jamaica, but now we ² _____ in London. It's great!
I ³ _____ lots of friends. My best friend is Jeff. He lives next door and his dad ⁴ _____ with my dad. Jeff and I ⁵ _____ to school every day on our skateboards.
I ⁶ _____ karate, too. Here's a photo of me in karate class.



3 (*) Uzupełnij luki właściwymi przysłówkami.

- | | |
|--------|--------------------|
| ✓✓✓✓✓✓ | always |
| ✓✓✓✓✓ | ¹ _____ |
| ✓✓✓✓ | often |
| ✓✓✓ | ² _____ |
| ✓ | hardly ever |
| ✗ | ³ _____ |

4 (**) Napisz zdania, stosując we właściwym miejscu przysłówki z ćw. 3.

- 1 I / go to school / at eight o'clock
✓✓✓✓✓✓
I always go to school at eight o'clock.
- 2 We / drink milk
✗
- 3 She / goes to the cinema
✓✓✓
- 4 He / does his homework / on the bus
✓✓✓✓✓
- 5 You / arrive late
✓✓✓✓
- 6 They / play tennis
✓
- 7 We / watch TV / in the morning
✓✓✓✓✓✓

5 (**) Uzupełnij informacje o sobie. Wstaw właściwe przysłówki z ćw. 3.

About me

- 1 I _____ play games on the computer.
- 2 I _____ do sport.
- 3 I _____ go to bed early.
- 4 I _____ walk to school.
- 5 I _____ wear jeans.
- 6 I _____ watch TV.



Grammar Steps 2

Present simple

- 1 (*) Wybierz właściwą odpowiedź. Zakreśl a, b lub c.

- 1 I _____ cheese.
a doesn't like **b don't like** c no like
- 2 We _____ homework on Wednesday.
a don't do b doesn't do c not do
- 3 He _____ football.
a no play b doesn't play
c don't play
- 4 Gina _____ trainers.
a doesn't wears b don't wear
c doesn't wear
- 5 They _____ Polish in the English lesson.
a doesn't speak b don't speak
c not speak
- 6 I _____ near here.
a not live b don't live
c doesn't live

- 2 (*) Uzupełnij zdania, czasownikami z nawiasów w formie przeczącej.

- 1 We don't go (go) to school on Saturday.
- 2 She _____ (watch) TV in the morning.
- 3 I _____ (wear) hoodies.
- 4 Jon _____ (read) in bed.
- 5 Their children _____ (play) the piano.
- 6 You _____ (like) my school friends.
- 7 My dog _____ (eat) meat!

- 3 (**) Uzupełnij tekst czasownikami z nawiasów we właściwej formie.

Hello, I'm Andy and this is my friend, Jake. We're both 12 years old. We ¹ go (go) to the same school, but we ² _____ (not do) all of the same subjects. Jake ³ _____ (not study) music, but I ⁴ _____ (sing) in the choir. Jake ⁵ _____ (play) rugby for the school, but I ⁶ _____ (not like) school sports. But we both ⁷ _____ (love) one thing – skateboarding! I ⁸ _____ (not do) it very well, but Jake is fantastic!

- 4 (**) Uzupełnij pytania czasownikami z ramki we właściwej formie.

play like wear do have got live

- 1 Does Sally wear jeans?
3 – Yes, she does. She hates dresses!
- 2 _____ you _____ chocolate?
- 3 _____ Sid _____ basketball?
- 4 _____ they _____ homework every night?
- 5 _____ she _____ in England?
- 6 _____ we _____ maths today?

- 5 (**) Dopasuj krótkie odpowiedzi do pytań w ćw. 4.

- 1 Yes, I do. Everybody likes it!
- 2 No, he doesn't, but his brother does.
- 3 Yes, she does. She hates dresses!
- 4 Yes, we have. We've got it every day.
- 5 No, they don't. They do it at the weekend.
- 6 Yes, she does. She lives in London.

- 6 (**) Uzupełnij informacje o sobie. Napisz zgodne z prawdą krótkie odpowiedzi.

About me

- 1 Do you go to school by bus?

- 2 Do you wear trainers to school?

- 3 Do you do homework every day?

- 4 Do you sing well?

- 5 Do you speak English well?



Skills Steps 2

Reading

- 1 Przeczytaj tekst. Kim są dziewczynki na zdjęciach? Napisz ich imiona.

My name's Lindy and I've got a special friend. Her name's Zothile and she lives in South Africa. We're both twelve and we're penpals.

Zothile goes to the Mercy Christian School in Siyabuswa and my school is in Wales. My school collects money for Zothile's school. Every year, we send money to the Mercy School. Then the School buys schoolbooks and pays the teachers.

Zothile hasn't got a mum or a dad. She lives at the school all the time. She thinks school lessons are great, especially maths and music. The school hasn't got any musical instruments, but Zothile loves to sing.

We write letters every month. I like to hear about her life in the South African countryside. And she likes to hear about my life in a small, Welsh village! In the future I want to visit Zothile in South Africa.

hear about – dowiadywać się o
countryside – wieś



a _____



b _____

Listening

- 3 ⁹ Posłuchaj nagrania. Wybierz właściwą odpowiedź. Zakreśl a, b lub c.

a Hannah b Max c Nicky



- 4 Posłuchaj nagrania jeszcze raz. Uzupełnij informacje w tabelce.

Name	Max	Nicky
Age	1 _____	2 _____
Address	3 _____	22, Newton Road
School	Stanton Park	4 _____
Teacher	5 _____	6 _____

- 2 Czy poniższe zdania są zgodne z tekstem, czy – nie? Popraw błędne zdania.

- Zothile is Lindy's penpal. ☒
- Lindy's school is in South Africa. ☐
- Zothile's parents live in Siyabuswa. ☐
- Zothile plays a musical instrument. ☐
- She loves maths. ☐
- Zothile and Lindy send emails once a month. ☐

- 5 Uzupełnij zdania czasownikami z nawiasów we właściwej formie tak, aby powstały zdania zgodne z prawdą.

- Max likes (like) his new house.
- Hannah _____ (live) at 17, Newton Road.
- Max _____ (not have got) a brother.
- Nicky _____ (go) to Stanton Park School.
- Max _____ (know) the name of his teacher.
- Mr Brown _____ (not be) Hannah's teacher – he's Nicky's teacher.
- Nicky _____ (love) football.



Culture Steps


Birthday parties

- 1 Przeczytaj komentarze na blogu Agaty. Przyporządkuj fragmenty zdań do odpowiedniej osoby.


- | | |
|---------|--|
| 1 Gerry | a wants to go skating and have pizza for her birthday. |
| 2 Bella | b has a birthday sleepover with two or three friends. |

←
→
🏠
🔍

Bella says ...
Hi, Agata! I'm 12 next week. I want to invite three friends to my birthday party. I want to have an ice-skating party! I love ice-skating. It's fun! Then I want to go to Planet Pizza for a meal. Pizza is my favourite food.



Gerry says ...
Hello, Agata! I usually have a sleepover for my birthday. I invite two or three friends. We watch a DVD. We eat crisps and sweets, and we drink cola! It's great, but we don't sleep very much!



invite – zapraszać

- 2 Czy poniższe zdania są zgodne z tekstami w ćw. 1 (✓), czy – nie (X)? Popraw błędne zdania.

- | | |
|---|-------------------------------------|
| 1 Bella is twelve. | <input checked="" type="checkbox"/> |
| Bella is eleven. | |
| 2 Bella can ice-skate. | <input type="checkbox"/> |
| 3 Her favourite food is chicken. | <input type="checkbox"/> |
| 4 Gerry likes sleepovers. | <input type="checkbox"/> |
| 5 Gerry invites lots of friends. | <input type="checkbox"/> |
| 6 Gerry always has pizza on his birthday. | <input type="checkbox"/> |
| 7 Gerry and his friends don't sleep much. | <input type="checkbox"/> |

- 3 Napisz do Agaty o swoich następnych urodzinach.

What type of party do you want?
How many people do you want to invite?
What do you want to eat / drink / do?
My next birthday

Project

Dobierzcie się w pary. Zaprojektujcie zaproszenie na wasze wspólne przyjęcie urodzinowe.

- 1 Zastanówcie się, jakie chcecie mieć przyjęcie.
- 2 Weźcie kartkę z brystolu. Ozdóbcie jej brzegi rysunkami przedstawiającymi baloniki, tort, serpentyny itp.
- 3 Na środku kartki napiszcie szczegóły dotyczące przyjęcia. Niech przykładowe zaproszenie (poniżej) posłuży wam za wzór.

PARTY!

Please come to my _____ party!
(type of party)

It's at _____ (place)

on _____ (date)

from _____ to _____ (time)

From _____ (your name)

RSVP _____ (your
telephone number)





Skills Steps 2

Reading

- 1 Przeczytaj tekst. Podpisz obrazki wyrazami i wyrażeniami z ramki.

ride a unicycle juggle walk the high wire
go on a trapeze

Hello, my name's Charlotte. I'm eleven. I go to two schools. The first is a normal school. My second school is a circus school! I come here on Friday evening and all day on Saturday. There are ten children in my class. We're all from eleven to fifteen years old.

On Friday, we learn circus skills. The class starts with some games. We jump, skip, and throw and catch balls. Then we learn to juggle. I can juggle with three balls. Now I want to learn to juggle with four. And I can ride a unicycle. This is a bicycle with one wheel. I'm not very good. It isn't easy!

On Saturday, we learn trapeze skills. First, we play some balance games and do headstands and handstands. Then we walk the high wire - very carefully! Finally, we do my favourite thing of all - we go on the trapeze. I love the trapeze. I feel like a bird in the sky!


I love this school. I want to learn everything!



1 _____



2 _____



3 _____



4 _____

second - drugi, druga
skills - umiejętności
wheel - koło
trapeze - trapez
balance - równowaga
high wire - wysoko zawieszona lina

- 2 Uzupełnij każde zdanie jednym wyrazem.

- Charlotte's second school is a _____ school.
- Charlotte goes to this school on _____ and Saturday.
- Charlotte wants to learn circus _____.

- She can't juggle with _____ balls.
- She can ride a bike with one _____.
- Charlotte's favourite thing is the _____.

Listening

- 3 18 Posłuchaj rozmowy z Joshem. Co on potrafi robić?


	Yes	Not yet
juggle with balls		
juggle with books		
juggle with eggs		
juggle with pens		
walk the high wire		
ride a unicycle		
go on the trapeze		
do a somersault on the trapeze		

- 4 Wysłuchaj nagrania jeszcze raz. Odpowiedz na pytania.

- Can Jenny juggle?

- Can she catch?

- Does she go on the trapeze?





Writing

5 Przeczytaj tekst i odpowiedz na pytania.

My sports centre

The leisure centre is in the centre of my town. I spend a lot of time there. It's a big modern building with a big car park.

There are two swimming pools. There's a big pool and a small one for very young children. I swim there on Saturday morning.

There are also three squash courts and there's a big gym hall for different sports. We use it for football training on Thursday after school.

Upstairs there's a gym with running machines and bikes. And there's a café. I usually have some food after swimming. I like the cheese sandwiches best!



- 1 How much time does David spend at the leisure centre?

- 2 How many swimming pools are there?

- 3 How many squash courts are there?

- 4 Are there any running machines?

- 5 Are there any tennis courts?

- 6 Is there a café?

6 Przepisz zdania, zastępując podkreślone wyrazy zaimkami dopełnieniowymi lub osobowymi.

1 There's a big gym. The gym has got running machines and bikes.

2 There are five running machines. People use the running machines to get fit.

3 There are two pools. Children have swimming lessons in the pools.

4 I like the cheese sandwiches. The cheese sandwiches are great!

5 There's a large gym hall. The gym hall is a good place for football.

7 Pomyśl o miejscu, w którym chciałbyś/ chciałabyś spędzać czas. Może to być np. twój dom, twoje mieszkanie, centrum sportu i rekreacji itp. Uzupełnij tabelkę.

Name	_____
Where?	_____
Big or small?	_____
How many rooms / places?	_____
What do you do there?	_____ _____ _____ _____ _____

8 Korzystając z notatek z ćw. 7, napisz o miejscu, w którym chciałbyś/chciałabyś spędzać czas.

About me

My building



Culture Steps


School lunches

- 1 Przeczytaj komentarze na blogu Agaty.
Wpisz właściwe imię w poniższych zdaniach.

- 1 _____ likes sausages.
2 _____ likes pierogi.

→ ← 🏠 🔍

Vicky says ...
Hi, Agata! I like the food in my school! The children help to choose the menus. The school cooks make some meals. Then we eat them and say which meal is best. I like the sausages best. Lasagna is good, too.



Simon says ...
Hello, Agata! In our school we sometimes have food from different countries like France, Germany, Spain, Greece and Italy. The meals are usually very nice. But this week is Polish week! We've got pierogi on the menu. I really like them!



- 2 Wybierz właściwą odpowiedź. Zakreśl a lub b.

- 1 The food in Vicky's school _____.
a isn't good b is good
- 2 The children choose _____.
a the menus b the cooks
- 3 Vicky's favourite meal is _____.
a sausages b lasagna
- 4 Simon is _____.
a Polish b English
- 5 Simon _____ food from other countries.
a likes b doesn't like
- 6 This week is _____.
a Italian week b Polish week

- 3 Napisz do Agaty o tym, co można zjeść w twojej szkole.


Has your school got a canteen?
Do you have lunch at school?
Do you take a packed lunch?
What food do you like for lunch?

Food at my school


Project

Dobierzcie się w kilkusobowe grupy. Przygotujcie jadłospis szkolnej stołówki.


- 1 Przygotujcie arkusz brystolu.
- 2 Podzielcie jadłospis na trzy części, zatytułowane: *Starter*, *Main course* i *Dessert*. Pod każdym nagłówkiem napiszcie odpowiednie nazwy dwóch lub trzech dań.
- | Starter: | Main course: | Dessert: |
|----------|--------------|----------|
| _____ | _____ | _____ |
| _____ | _____ | _____ |
| _____ | _____ | _____ |
- 3 Ozdóbcie brzegi rysunkami lub przyklejcie zdjęcia przedstawiające oferowane dania.



Starter:
tomato soup
chicken soup



Main course:
spaghetti bolognese
bigos
hamburger and chips
cheese omelette and salad
potato pancakes



Dessert:
apple cake
cheesecake
ice cream
chocolate cake
fruit (bananas, apples)